



LATEX




EQUIPMENT & MATERIALS NEEDED FOR LATEX MOULD

- * Mould – use your own
- * Liquid latex provided
- * Colours – optional , bring your own acrylic paints if needed









Katarina Britse of the Beckmans College of Design in Stockholm, Sweden came up with this interesting lamp.

http://medgadget.com/archives/2008/02/surgical_latex_glove_lamp.html



Ananita is a latex lamp designed by Anita Garcia and produced by Cha Chá in Spain. It is a perfect example of *handmade for mass production*. Garcia experimented on her own coffee maker, applying liquid latex with a brush. The latex could be peeled off and voilà: a lamp. She then took the handmade prototype to Vinçon and Cha Chá who went straight off to making a mould and mass producing it. The finished piece can be seen in Vinçon amongst other shops. Oh, and word has it, a whole collection of *ananitaobjetosluminososparatocar* (ananitailluminatedobjectstotouch) is on its way, everyday objects that are here to serve us.

<http://www.lanitagarcia.blogspot.com/>



<http://www.keikooyabu.com/>



Technogel®

Home
Company
Technogel
Products
News
Contacts

Intro
Touch
Inspiration
Download

Technogel is a unique “soft solid” material, that joins together the 3D deformation of a fluid and the memory’ shape of a solid. It’s a completely non-toxic and stable polyurethane substance (made without using oils or plasticizers), at first developed for the medical field and now used in a wide range of applications, always exploiting the comfort added value it can provide.

Visit the “touch” section to explore the benefits it can give in “walking”, “seating”, “sleeping” and “medical” applications. Visit the “inspiration” section to understand our philosophy, how we work and how a successful “gel project” may be born.



A light-ceiling made preserved sheep-stomachs.

“Flock” is made of fifty stomachs. It reminds people that we are surrounded and sustained by animal products.

My aim is to initiate a more differentiated discussion about the way we regard and treat animal products through objects made of ‘obsolete’ animal materials. – Julia Lohmann

http://www.julialohmann.co.uk/pi_flock.php



Lamps made from preserved sheep-stomachs.

Ruminant Bloom are beautiful, blossom-like lamps that are made from preserved sheep stomachs, each with a unique structure.



RESIN ENCAPSULATION



EQUIPMENT & MATERIALS NEEDED FOR RESIN CAST

- * Mould – use your own, small plastic container, no bigger than 12cm x 8cm
- * Liquid resin provided
- * Things to encapsulate – any materials you like, leaves, insects, rubber bands, wood, fabric etc



<http://www.instructables.com/id/How-To-Encapsulate-Insects-In-Resin/>



3form[®]

HOME > MATERIALS > VARIA ECORESIN

varia ecoresin



A dynamic translucent resin panel. Choose the right color, pattern, texture, interlayer and finish to make your space pop with intrigue. Heat-formable and available in custom sizes and gauges.



GETZ BROS. & CO. (S) PTE. LTD.



Lumiart
DECORATIVE TRANSPARENT PANELS

Lumiart - Decorative Transparent Panels

