


Materials Exploration: Creating Unconventional Fabrics

1. Threads
2. Plastics


Fabric of Thread

stitch thread designs to make delicate creations




thread

Thread fabrics are so beautiful they could grace everything from a formal dining table to eveningwear. If the time involved in a large project is too daunting, make narrow strips to use as lace edging.







A



B



C




D

Equipment & Materials Needed

- Sewing machine
- Water soluble stabilizer
- Threads, yarns, fabric strips, trimmings ✓
- UV-resistant clear acrylic spray

Directions



Stitch on the sewing machine




Wash in warm water

For wearable pieces, e.g. scarfs , fashion items, wash thoroughly to remove all gluey membrane


Moulding over a bowl



For moulding over a 3D object, stop washing once the stabilizer dissolves, it has to be still sticky to be able to moulded onto a form. Leave to dry. Spray the dry piece with Acrylic spray to harden up the completed piece.





Fusing of Plastics



Equipment & Materials Needed

- * Iron ✓
- * Plastic Bags ✓
- * Baking Paper ✓
- * Scissors ✓



Directions



