

*Manipulating  
Fabric, Plastic,  
lather, Paper*



## *What do we need:*



- Fabric
- Paper
- Plastic
- Leather
- Elastic tread
- Flat elastic
- Elastic lace
- Hand sewing needle
- Sewing machine



# Sewing with elastic

## ○ settings

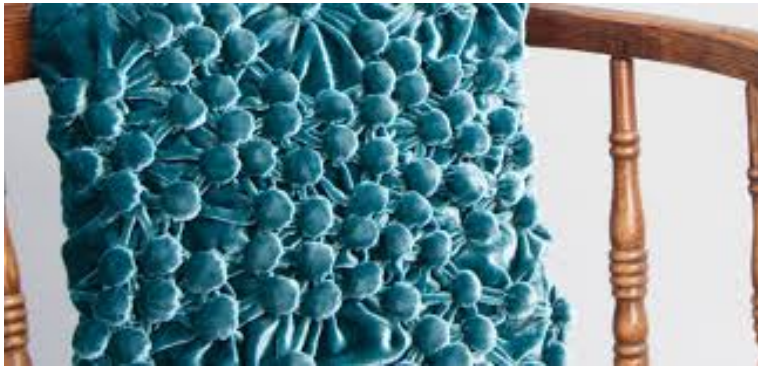
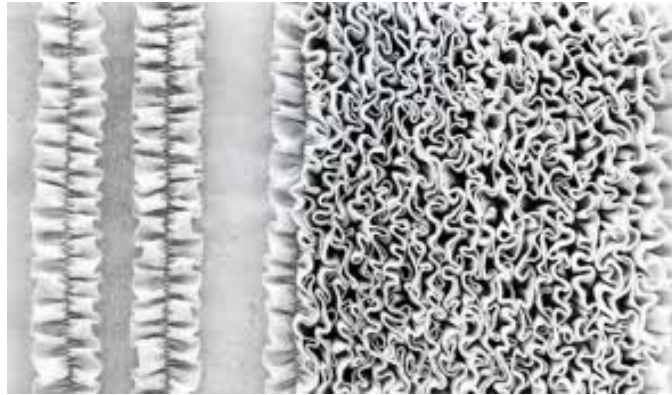
Always put stitch length to the very longest that it will go (basting stitch )  
By increasing the stitch length, it allows a bigger chunk of elastic for each stitch below, giving the fabric more stretch and pull when it's done.



# *Added texture, patterns*



# *Added texture, patterns*



Playing with shapes on the dress form

# *Added texture, patterns*



# *Applications*



# *Applications*





# *Applications*



Front of bodice



Back of bodice

# *Applications*



# *Applications*



# *Applications*

