


Ichishkíin sínwit átaw iwá



Ichishkíin Curriculum Resource



Ichishkíin Program

Suggested citation:

Sapsik'wala Teacher Education Program. (2024).

Ichishkiin sínwit átaw iwá: Ichishkiin Curriculum Resource.

<https://blogs.uoregon.edu/sapsikwala/ichishkiin-resources/>



Sapsik'wala Program Class of 2024 and Program Co-Directors.

Photo taken at the University of Oregon Native/Indigenous Graduation.

(Back row): Max Wilson (Osage), Nellie Sears (Iñupiaq), Kaelyn Simmons (Grand Ronde), Jack Risling (Hoopa Valley), Savanna Rilatos (Siletz), Faith Jacob (Yakama), Dr. Michelle Jacob (Yakama)

(Front row): Dr. Leilani Sabzalian (Alutiiq), Anne Rants (Karuk), Michaela Begay (Gila River), Julia Brown (Shoshone-Paiute)

Photo Courtesy of Norma Trefren (Siletz). Photo Credit: Brian Davies.

September 15, 2024

ShiX̣łkw'í! (Good day!)

On behalf of our Sapsik'wátá Program at the University of Oregon (UO), I greet you warmly and thank you for your interest in Indigenous language teaching and learning! This Ichishkíin resource book is the result of a yearlong development project we engaged under the guidance of our átway sapsik'wátá (Tuxámshish Dr. Virginia Beavert) and in collaboration with the UO Ichishkíin Program led by Dr. Regan Anderson. Our átway sapsik'wátá wanted students to have the opportunity to learn basics of our language and use that knowledge, as well as their teacher education training, to develop resources to help students, families, and community members to learn and use our language. The logic was simple: if students can jump in as beginners, learn some basics of our language, and develop resources in Ichishkíin, then they could do the same with their own Indigenous languages or the languages of the lands upon which they live and work. In this way, we intended the project to be a gift to Ichishkíin communities as well as all Indigenous communities. We shared an unwavering belief in the power and potential of our students to accomplish this project. Their brilliance shined brightly all year long, even when our átway sapsik'wátá walked on during winter term. We are proud to carry on her powerful legacy.

Indigenous language and teaching is a collective effort. Many people helped with this project. We are forever grateful to our átway sapsik'wátá and Dr. Sharon Hargus for creating and publishing the Yakama Dictionary. This foundational text served as the basis of student learning. All the words in the resources within this book are in the dictionary, including audio files that are accessible via the QR code shared in the following pages. At any time, you can go to the online version of the Ichishkíin dictionary and find a word or sentence of interest and hear our átway sapsik'wátá pronounce them for you.

We are grateful to Mr. Túulhínch Roger Jacob, Jr. who generously mentored students in materials development, grammar, and spelling. Mr. Túulhínch also piloted several of the resources with his Ichishkíin students at Wapato High School on the Yakama Reservation



and we are grateful for their helpful feedback which allowed us to improve the resources. An important part of materials development is an understanding that all materials can be improved in the future. We encourage all readers to improve upon the work shared in this book. UO Ichishkíin students served as peer mentors in this project, and we are grateful for their kindness and good work. UO has a strong tradition of Ichishkíin teaching and learning. The Ichishkíin Program was founded by our átway sapsik'wala, who also co-founded UO's Northwest Indian Language Institute (NILI). We are grateful for NILI's good work and especially thank Dr. Joana Jansen who provided feedback on multiple drafts of the resources in this book. Christopher Andersen graciously and skillfully completed all graphic design, manuscript layout, and print production work needed for this book to be created in both hardcopy and digital formats. Teodoro Reyes-Ramirez led grant management to support this project; we are grateful to the UO Provost's Office for Environmental Initiative funds that allowed us to create this beautiful book that contains many Indigenous Traditional Ecological Knowledge resources that sustain our Indigenous knowledges.

The resources shared this book were developed as part of the Sapsik'wala Seminar that our students complete in their yearlong training to earn their teaching licenses and master's degrees at UO's College of Education. Students created additional fabulous resources that are not contained in this book. We invite you to view these on our Sapsik'wala Program blog using the QR code on the next page. UO is a powerhouse for training Indigenous teachers. We welcome American Indian/Alaska Native students and your families to learn more about our Grow Your Own (GYO) Program and our Sapsik'wala Program using the QR codes on the next page.


Kw'alanúushamash! (I am grateful to you!)

Michelle M. Jacob, PhD (Yakama)
Professor of Indigenous Studies
Co-Director, Sapsik'wala Program
Department of Education Studies
College of Education
University of Oregon

Title of the book translates to:
The Ichishkíin language is very important.
Cover photo courtesy of Túulhinch.



Yakama Dictionary



Sapsik'wátá Program



Grow Your Own Program



This chart presents the Yakama practical alphabet in the order that Mr. Túulhínch teaches it.

a	aa	aw	aaw	ay	aay	i	ii	iw	iiw	í	u	uu
uy	uuy	k'	<u>k'</u>	kw'	<u>kw'</u>	t'	ts'	tł'	ch'	p'	k	<u>k</u>
kw	<u>kw</u>	t	ts	tł	ch	p	sh	s	h	l	ł	w
y	m	n	'	x	<u>x</u>	xw	<u>xw</u>					

Our beloved Elder always reminded us of the importance of learning the alphabet as the basis for language learning. This QR code provides access to the digital file of the original Yakama ABCs cassette tape that she made for students learning Ichishkíin.



The following two pages show how the 47 letters of the Yakama Ichishkíin alphabet can be grouped and taught in English and Ichishkíin.

Yakama Practical Alphabet 47 total letters/sounds (15+32=47) Sapálwit Naxsh: WHS Ichishkín Sínwit Wíwanikt Tmíyut

15 vowels total

a, i, u are the 3 vowel groups.

6 in a, 5 in i, 4 in u.

a	short a
aa	long a
aw	short aw diphthong
aaw	long aw diphthong
ay	short ay diphthong
aay	long ay diphthong

i	short i
ii	long i
iw	short iw diphthong
iiw	long iw diphthong
ĩ	barred i

u	short u
uu	long u
uy	short uy diphthong
uuy	long uy diphthong

32 consonants total

9 hard sounds. 4 Ks, 3 Ts, 2 others.

k'	hard front k
ḱ'	hard back k
kw'	hard front kw
ḱw'	hard back kw

t'	hard t
ts'	hard ts
tł'	hard t barred l

ch'	hard ch
p'	hard p

14 leftovers: 5, 5, 4.

5 in Sh & L group.

sh	sh
s	s
h	h
l	l
ł	barred l

5 in Wyman group.

w	w
y	y
m	m
n	n
'	glottal stop

4 Xs.

x	front x
ḵ	back x
xw	front xw
ḵw	back xw

9 soft sounds.

Grouped exactly like hard sounds.

k	soft front k
ḱ	soft back k
kw	soft front kw
ḱw	soft back kw

t	soft t
ts	soft ts
tł	soft t barred l

ch	soft ch
p	soft p

Yakama Practical Alphabet 47 total letters/sounds (15+32=47)

Sapálwit Naxsh: WHS Ichishkiin Sínwit Wíwanikt Tmíyut

15 vowels total.

a, i, u are the 3 vowel k'aaw k'aaw.

6 in a, 5 in i, 4 in u.

a	k'aywá a
aa	káatnam a
aw	k'aywá aw diphthong
aaw	káatnam aw diphthong
ay	k'aywá ay diphthong
aay	káatnam ay diphthong

i	k'aywá i
ii	káatnam i
iw	k'aywá iw diphthong
iiw	káatnam iw diphthong
í	twap'sks i

u	k'aywá u
uu	káatnam u
uy	k'aywá uy diphthong
uuy	káatnam uy diphthong

32 consonants total

9 k'taat sounds

(4 Ks, 3 Ts, 2 tunx).

k'	k'taat wát'uychnik k
ḱ'	k'taat ánachnik k
kw'	k'taat wát'uychnik kw
ḱw'	k'taat ánachnik kw

t'	k'taat t
ts'	k'taat ts
tł'	k'taat t twap'sks l

ch'	k'taat ch
p'	k'taat p

14 káanakwsh: 5, 5, 4.

5 in Sh & L k'aaw.

sh	sh
s	s
h	h
l	l
ł	twap'sks l

5 in Wyman k'aaw.

w	w
y	y
m	m
n	n
'	núkw'aash ḱwít

4 Xs.

x	wát'uychnik x
ḱ	ánachnik x
xw	wát'uychnik xw
ḱw	ánachnik xw

9 yuk'áat sounds

(4 Ks, 3 Ts, 2 tunx).

k	yuk'áat wát'uychnik k
ḱ	yuk'áat ánachnik k
kw	yuk'áat wát'uychnik kw
ḱw	yuk'áat ánachnik kw

t	yuk'áat t
ts	yuk'áat ts
tł	yuk'áat t twap'sks l

ch	yuk'áat ch
p	yuk'áat p

Matching

By Anne Rants and Faith Jacob


Match the Ichishkíin words with their pictures.



follow (walking behind)



breaking open/blooming



good looking/attractive



Sunset



Loved one, sweetheart

átawit

shíx̣ k'ínupa

anásht

wáp'ksha

tkw'átwanasha

Matching

Match the Ichishkiin words with their pictures.



Buttercup, Coyote's Eye

ánutaash



Longhouse/winter lodge

chmáakw




Pulling out of water

íchma



These people

spilyaymí áchaash



Dark

chápyuksha

Matching

Match the Ichishkiin words with their pictures.



cracked



sharp



Resting, taking a break



Hey



Little, small, young

huu

háashhaashsha

iksíks

ch'ím

ch'áax

Matching

Match the Ichishkiin words with their pictures.




Keeping company/staying with



Yes



House, building



Milky Way

ínít

íyawtiksha


łshchít

íi

Matching

By Anne Rants and Faith Jacob

Match the Ichishkíin words with their pictures.



átawit

shíx k'ínupa

anásht

wáp'ksha

tkw'átwanasha

Matching

Match the Ichishkiin words with their pictures.



Buttercup, Coyote's Eye




Longhouse/winter lodge



Pulling out of water



These people



Dark

ánutaash

chmáakw

íchma

spilyaymí áchaash


chápyuksha

Matching

Match the Ichishkiin words with their pictures.



cracked



sharp



Resting, taking a break



Hey



Little, small, young

huu

háashhaashsha

iksíks

ch'ím

ch'áax

Matching

Match the Ichishkiin words with their pictures.




Keeping company/staying with



Yes



House, building



Milky Way

ínít

íyawtiksha

Ishchít

íi

INK NASH WANÍKSHA: _____

WORD BANK

kákya k'pít káŕa kalúlak'i- ká'uyñ-


Łmáma i____
wápaas.



Miimáma Tíinma
pa____xana miť'ipnank'a.




Kúyḡ ____ iká'ayka
patíshpa.



Átmaaktaam ____p.



Ayáyat áwa ____mí
walách'wiksh.



INK NASH WANÍKSHA

NAME: _____

WORD BANK

kákya: bird, animal, any living creature

k'pit: bead

káta: Maternal grandmother

kalúlak'i- Finish edge of weaving project

ká'uy(n)- hold a ceremonial feast for

Łmáma **ikalúlak'i** wápaas.

The old woman **finished weaving** a digging basket.




Miimáma Tíinma paká'uyñana
mít'ipnank'a.

The ancient Indian people used to hold **first foods feasts** for elderberry too.



Kúyñ **kákya** iká'ayka patíshpa.

The white **bird** landed on the branch.




Átmaaktaam **kałáp**.

You are to respect your **maternal grandmother**.



Ayáyat áwa **k'pitmí** walách'wiksh.

She has a beautiful **beaded** belt.




(Answer Key) Page 1

INK NASH WANÍKSHA: _____

WORD BANK

kwáak k'pít-łimá kw'imá- k'upípi- kwiiník

Łmámanimnash
iníya inák ____.




Pa____sha áyatma.



____ iwá ishchít imítichnik, ku
pshwápshta iwáy_{na}
maykxwíimichnik pít'xanukpa.



Kúuk ____ tkwátatin
patawnúkita.



I____sha xítwaypa
na'ílas.



INK NASH WANÍKSHA

NAME: _____

WORD BANK

kwáak: uncluttered, smooth, open.

k'pit-tímá: beadwork

kw'imá- converse, chat, visit with.

k'upípi- dance circle dance, round dance

kwiiník: That

Łmámanimnash iníya inák **k'pit-tímá**.

The old woman gave me a piece of
beadwork.



Pak'upípisha áyatma.

The women are doing a **circle dance**.




Kwáak iwáishchít imítichnik, ku pshwápshwa
iwáynaxa maykxwíimichnik pít'xanukpa.

The road is **smooth** at the bottom but becomes
rocky towards the top of the mountain.



Kúuk **kwiiník** tkwátatin
patawnúkita.

That's when **that** food will have a
medicinal effect.



Ikw'imásha xítwaypa na'flas.

My mother is having a
conversation with her friend.



(Answer Key) Page 2

INK NASH WANÍKSHA: _____

WORD BANK

ḱwnáti- ḱw'shími- ḱ'apúḭ ḱichk- ḱ'amát

Nakálas ilá'inxá myánashnan "cháw
íkush kúk," ku cháw pá__sha
myánashin.




Átk'ixshaash ____
k'usík'usi.



Iwinaníisha ____pa.



I____sha núsux áyat.



Cháw ____k
wáashatpa.



INK NASH WANÍKSHA

NAME: _____

WORD BANK

kwnáti- pack on one's back

kw'shimi-misbehave, mess around, make mischief

k'apúł: bowl, bathtub

kichk- pay attention to

k'amál: small and cute (dog)

Nakálas ilá'inxá myánashnan "cháw íkush kúk," ku
cháw pá**kichk**sha myánashin.

My material grandmother used to tell children
"don't do that," but the children wouldn't **pay**
attention to her.



Átk'ixshaash **k'amál** k'usík'usi.

I want a **cute little** puppy.




Iwinaníisha **k'apúł**pa.

She's taking a **bath**.



kwnátisha núsux áyat.

The woman is **packing** salmon.



Cháw **kw'shí**mi k'wáashatpa.

Don't **misbehave** at the dance.



(Answer Key) Page 3

INK NASH WANÍKSHA: _____


WORD BANK

lakuuki- lākayxi- lát'xw- fiik- lāpnu-

Cháwnash ánach'axi túkin kkanáywita.
Awkláwnash aw ____ta.



I ____sha áan.



Łak'áan tmáy íxwi i ____sha.



Átawataam núsuxnan ____ipa
ílkwshpa.



I ____sha twáti.



INK NASH WANÍKSHA

NAME: _____

lakuuki- cook leisurely

WORD BANK lakayxi- be bright, shine, light up.

lat'xw- pop, explode from heat, erupt, glow from heat.

hiik- sing power song

lapnu- sleep a long time, oversleep.


Cháwnash ánach'axi túkin kkanáywita.
Awkláwnash áw lakuukita.

I will not concern myself with anything
else. I will just do the cooking.



Ilakayxi sha áan.

The sun is shining.



Łak'áan tmáy íxwi ilápnusha.

The bushy-haired girl is still
sleeping.



Átawataam núsuxnan lat'xwipa ílkwshpa.

You should barbecue the salmon in a
glowing fire.



Hiiksha twáti.

The medicine woman is
singing her power song.



(Answer Key) Page 4

Vocabulary

1. kákya: bird, animal, any living creature
2. k'pít: bead
3. káła: Maternal grandmother
4. kalúlak'i- Finish edge of weaving project
5. ká'uy(n)- hold a ceremonial feast for
6. kwáak: uncluttered, smooth, open
7. k'pít-łimá: beadwork
8. kw'íma- converse, chat, visit with.
9. k'upípi- dance circle dance, round dance
10. kwiiník: That
11. kwnáti- pack on one's back
12. kw'shími- misbehave, mess around, make mischief
13. k'apúł: bowl, bathtub
14. kíchik- pay attention to
15. k'am ł: small and cute (dog)
16. lákuuki- cook leisurely
17. lákayxi- be bright, shine, light up
18. lát'xw- pop, explode from heat, erupt, glow from heat
19. łík- sing power song
20. lápnu- sleep a long time, oversleep

Ichishkíin Sínwit Twíixt

Alphabet Soup by Anne Rants and Faith Jacob

Made with Canva



Write the highlighted letter and it's name on the line. Use the first one as an example.

a short a



anipásh Indian potato




sháak onion




kápich cabbage



lách'akta will scorch



huk'húk' pig




pyaxí bitterroot



píins beans



íwínat ceremonial deer meat



áshapa'at'ik cook

Ichishkíim Sínwit Twíixt Key

Alphabet Soup by Anne Rants and Faith Jacob

Made with Canva



Write the highlighted letter and it's name on the line. Use the first one as an example.

a short a



anipásh Indian potato

aa long a



sháak onion

ch soft ch




kápich cabbage

ch' hard ch



lách'akta will scorch

h h



huk'húk' pig

i short i



pyaxí bitterroot

ii long i



píins beans

í barred i




íwínat ceremonial deer meat

' glottal stop




áshapa'at'ik cook




Yakama Bingo

Made by Julia Brown in the Sapsikw'alá Program

K	á	k	y	a
Blueback, sockeye salmon	Dog	Porcupine quill	Bullhead	Grey squirrel
Colt, calf	Turkey	Sandhill crane	Bat	Pine beetle
Red-tailed hawk	Palomino horse	Cat	Pig, bacon	Bald eagle
Crawfish, crab	Eel, lamprey	Horse	Cougar, mountain lion	Chicken hawk, rough- legged hawk







Yakama Bingo

Made by Julia Brown in the Sapsikw'atá Program

K	á	k	y	a
Grey squirrel	Blueback, sockeye salmon	Dog	Porcupine quill	Bullhead
Pine beetle	Colt, calf	Turkey	Sandhill crane	Bat
Bald eagle	Red-tailed hawk	Palomino horse	Cat	Pig, bacon
Chicken hawk, rough-legged hawk	Crawfish, crab	Eel, lamprey	Horse	Cougar, mountain lion







Yakama Bingo

Made by Julia Brown in the Sapsikw'atá Program

K	á	k	y	a
Cougar, mountain lion	Chicken hawk, rough- legged hawk	Crawfish, crab	Eel, lamprey	Horse
Bullhead	Grey squirrel	Blueback, sockeye salmon	Dog	Porcupine quill
Bat	Pine beetle	Colt, calf	Turkey	Sandhill crane
Pig, bacon	Bald eagle	Red-tailed hawk	Palomino horse	Cat







Yakama Bingo

Made by Julia Brown in the Sapsikw'alá Program

K	á	k	y	a
Cat	Pig, bacon	Bald eagle	Red-tailed hawk	Palomino horse
Horse	Cougar, mountain lion	Chicken hawk, rough-legged hawk	Crawfish, crab	Eel, lamprey
Porcupine quill	Bullhead	Grey squirrel	Blueback, sockeye salmon	Dog
Sandhill crane	Bat	Pine beetle	Colt, calf	Turkey






Yakama Bingo

Made by Julia Brown in the Sapsikw'alá Program


K	á	k	y	a
Eel, lamprey	Palomino horse	Blueback, sockeye salmon	Dog	Horse
Turkey	Bat	Bald eagle	Pig, bacon	Sandhill crane
Pine beetle	Cat	Cougar, mountain lion	Bullhead	Chicken hawk, rough-legged hawk
Crawfish, crab	Colt, calf	Porcupine quill	Red-tailed hawk	Grey squirrel





Vocabulary

- 1.kákya: bird, animal, any living creature
- 2.kálux: blueback, sockeye salmon
- 3.k'usík'usi: dog
- 4.kwíkwí: porcupine quill
- 5.kw'ashłá: bullhead
- 6.kánkan: grey squirrel
- 7.k'ayík: colt, calf
- 8.kwáلكwal: turkey
- 9.kw'áshkw'ash: sandhill crane
- 10.lachatláchat: bat
- 11.łxáwkaał: pine beetle
- 12.kíya: red-tailed hawk
- 13.kawxkáwx: palomino horse
- 14.kitís: cat
- 15.kushúu: pig, bacon
- 16.k'amamul: bald eagle
- 17.k'astilá: crawfish, crab
- 18.k'súyaas: eel, lamprey
- 19.k'úsi: horse
- 20.kw'ayawí: cougar, mountain lion
- 21.kílush: chicken hawk, rough-legged hawk



Directions

This game is like Bingo, but it is used to help learn Yakama words related to animals, or nature. It is called Kákya.

Two to five people can play this game.

All you need is a partner, a Kákya card, cut out calling cards, and some placeholders (e.g. markers, dots) to cover the definitions on the Kákya card.


1. First, you need to cut out the calling cards and mix them up.
2. To begin, you need to choose one person to call out a letter and a Yakama word located on one of the calling cards. Make sure the caller differentiates between the big K (n'chi) and the little k (iksíks) and the wáxtwited short á and the non-wáxtwited short a. This is necessary due to "Kákya" having 2 k's and 2 a's.
3. Then, everyone else needs to have a Kákya card and some placeholders. Pennies work well.
4. Once someone calls out a letter and a word from one of the calling cards, everyone must find the English translation of the Ic hishkíin word on the Kákya card and then cover it with a placeholder.
5. The first person to cover all the words in one row horizontally, or column vertically, or diagonal line can yell out Kákya! and win the game.

Calling Cards

K ká <u>lux</u>	á k'usík'usi	k kwíkwi	y kw'ashłá	a ká <u>n</u> kan
K k' <u>ay</u> ík	á k <u>wá</u> lk <u>wal</u>	k k <u>w'</u> áshk <u>w'</u> ash	y lachatláchat	a ł <u>xá</u> wkaał
K k <u>i</u> ya	á kawxkáwx	k kitís	y kushúu	a k'ámamul
K k'astilá	á k'súyaas	k k'úsi	y kw'ayawí	a k <u>i</u> lush

Calling Cards

K ká <u>n</u> kan	á ká <u>lux</u>	k k'usík'usi	y kwíkwi	a kw'ashłá
K ł <u>xá</u> wkaał	á k' <u>ay</u> ík	k k <u>wá</u> lk <u>wal</u>	y k <u>w'</u> áshk <u>w'</u> ash	a lachatláchat
K k'ámamul	á k <u>i</u> ya	k kawxkáwx	y kitís	a kushúu
K k <u>i</u> lush	á k'astilá	k k'súyaas	y k'úsi	a kw'ayawí





Calling Cards

K kw'ayawí	á <u>k</u> ílush	k k'astilá	y k'súyaas	a k'úsi
K kw'ashłá	á <u>k</u> án <u>k</u> an	k kálu <u>x</u>	y k'usík'usi	a kwíkwi
K lachatláchat	á łxáwkaał	k <u>k</u> 'ayík	y <u>k</u> wál <u>k</u> wal	a <u>k</u> w'ásh <u>k</u> w'ash
K kushúu	á k'ámamul	k <u>k</u> íya	y kawxkáwx	a kitís

Calling Cards

K kitís	á kushúu	k k'ámamul	y <u>k</u> íya	a kawxkáwx
K k'úsi	á kw'ayawí	k <u>k</u> ílush	y k'astilá	a k'súyaas
K kwíkwi	á kw'ashłá	k <u>k</u> án <u>k</u> an	y kálu <u>x</u>	a k'usík'usi
K <u>k</u> w'ásh <u>k</u> w'ash	á lachatláchat	k łxáwkaał	y <u>k</u> 'ayík	a <u>k</u> wál <u>k</u> wal






Calling Cards

K k'súyaas	á kawxkáwx	k kálu<u>x</u>	y k'usík'usi	a k'úsi
K <u>k</u>wá<u>k</u>wal	á lachatláchat	k k'ámamul	y kushúu	a <u>k</u>w'ásh<u>k</u>w'ash
K łxáwkaał	á kitís	k kw'ayawí	y kw'ashłá	a <u>k</u>ílush
K k'astilá	á <u>k</u>'ayík	k kwíkwí	y <u>k</u>íya	a <u>k</u>án<u>k</u>an





Ichishkíin Flash Cards

Cut along the dotted lines and then fold in half so there is one sentence on both sides. Play with a partner, or by yourself to learn Ichishkíin phrases!

I'its'íksha **kúpi**
shúukaki.


She's
sweetening the
coffee with
sugar.


Ililmúk iwá
p'a'áam
wíwnuknik.

Blueberries are
milder [in taste]
than
huckleberries.

Ánichk **xyáaw**
saplíl.

Put away the
flour.





Ichishkíin Flash Cards

Cut along the dotted lines and then fold in half so there is one sentence on both sides. Play with a partner, or by yourself to learn Ichishkíin phrases!

Kutkutláma
paskáwisha
wawachí.


The workers
are gathering
acorns.


Ts'úxts'uxt
iláwalasha.

The popsicle is
melting.

Ishxítł'aksha
tsiis.

She's slicing
the cheese.





Ichishkíin Flash Cards

Cut along the dotted lines and then fold in half so there is one sentence on both sides. Play with a partner, or by yourself to learn Ichishkíin phrases!

Aníshaash
kushúu.


I am making
bacon.


K'súyaas
isunínxa.

A lamprey is
gliding by.

Áchalxwk
ílkwshnan.

Stoke the fire.





Ichishkíin Flash Cards

Cut along the dotted lines and then fold in half so there is one sentence on both sides. Play with a partner, or by yourself to learn Ichishkíin phrases!

K'íyaki núsux
i'áwkalilxa
wánapa
álaytpa.


The hooked
salmon is flopping
around on the
river bank.


Tkwátak
ts'uts'úmslí
wát'uy kunam
kpáyilk tkwátata
kíiks.

First eat the
salmonberry and
later you can eat
the cake.

Itk'íxsha
xyáaw
sut'xwłá uu
tsúłim.

She wants
dried whale
or buffalo.





Ichishkíin Flash Cards

Cut along the dotted lines and then fold in half so there is one sentence on both sides. Play with a partner, or by yourself to learn Ichishkíin phrases!

Pátkwapnikim
íkw'ak **lalupáa.**


Pass me that
ribbon.


Mínán mash wá
imínk **laylay**
táatpas?

Where's your
jingle dress?

Síil **lulúu** iwá.

The fabric is
smooth.





Ichishkíin Flash Cards

Cut along the dotted lines and then fold in half so there is one sentence on both sides. Play with a partner, or by yourself to learn Ichishkíin phrases!

Ts'áp_x íchi iwá
aníyi.


This is made
of cedar.


łwínsh ts'a'á
i'ínawiya
wapáwat.

The man
tried on the
regalia.

Tsástkshaash.

I am tying a
knot





Ichishkíin Flash Cards

Cut along the dotted lines and then fold in half so there is one sentence on both sides. Play with a partner, or by yourself to learn Ichishkíin phrases!

**Xyáawshaash
núsux.**


I am drying
salmon.


Wíswach'akshaam.

You are
sewing on a
design.

**Áwna nákpasha
ts'im k'pít.**

Let's separate
the cut beads.







Ichishkíin Flash Cards

Cut along the dotted lines and then fold in half so there is one sentence on both sides. Play with a partner, or by yourself to learn Ichishkíin phrases!

Pa'anísha
kwáyxw.

They are
making a net
basket.





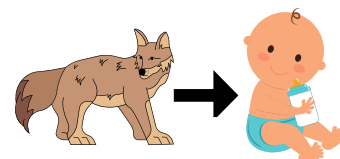
Matching Ichishkíin Vocab Words

First, place the correct Ichishkíin letter in the blank space of the Ichishkíin vocabulary word.
Then draw a line from the completed word to the meaning on the right.

Letter Name	Letter
soft <i>ts</i>	<i>ts</i>
hard <i>ts'</i>	<i>ts'</i>
short <i>u</i>	<i>u</i>
long <i>uu</i>	<i>uu</i>
<i>w</i>	<i>w</i>

___tpaas

changing



___áxp^upush

sharp




___xsha

playing cards



___im


rattlesnake



___áxtsam

blanket





Matching Ichishkíin Vocab Words

First, place the correct Ichishkíin letter in the blank space of the Ichishkíin vocabulary word. Then draw a line from the completed word to the meaning on the right.

Letter Name	Letter
front <i>x</i>	<i>x</i>
back <i>ǵ</i>	<i>ǵ</i>
front <i>xw</i>	<i>xw</i>
back <i>ǵw</i>	<i>ǵw</i>
<i>y</i>	<i>y</i>

___yáaw

breadroot



photo from: WikiMedia Commons

___áwsh

partner



___áami

dry




___alípt

proud



___yach

sweathouse



Matching Ichishkiin Vocab Words

First, place the correct Ichishkiin letter in the blank space of the Ichishkiin vocabulary word. Then draw a line from the completed word to the meaning on the right.

Letter Name	Letter
soft <i>ts</i>	<i>ts</i>
hard <i>ts'</i>	<i>ts'</i>
short <i>u</i>	<i>u</i>
long <i>uu</i>	<i>uu</i>
<i>w</i>	<i>w</i>

útpaas

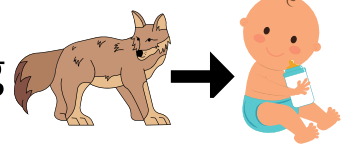
Wáxpash

uuxsha

ts'im

tsáxksam

changing




sharp



playing cards



rattlesnake



blanket



Answer Key

Matching Ichishkíin Vocab Words

First, place the correct Ichishkíin letter in the blank space of the Ichishkíin vocabulary word. Then draw a line from the completed word to the meaning on the right.

Letter Name	Letter
front <i>x</i>	<i>x</i>
back <i>x̣</i>	<i>x̣</i>
front <i>xw</i>	<i>xw</i>
back <i>x̣w</i>	<i>x̣w</i>
<i>y</i>	<i>y</i>

 X yáaw breadroot

 X̣ áwsh partner

 xw áami dry

 y alípt proud

 xw yach sweathouse



photo from: Wikimedia Commons



Matching Ichishkíin Foods

First, place the correct Ichishkíin letter in the blank space of the Ichishkíin vocabulary word. Then draw a line from the completed word to the meaning on the right.

Letter Name	Letter
soft <i>ts</i>	ts
hard <i>ts'</i>	ts'
short <i>u</i>	u
long <i>uu</i>	uu
<i>w</i>	w

_úxts'uxt

acorn



_úlim

coffee



k_pi

bacon




kush__

popsicle



_awachí

buffalo




_fis

sugar



_linsh

cheese



_íwnu

salmonberry



sh_ka

huckleberry



_uts'úmslí

orange




Answer Key

Matching Ichishkíin Foods

First, place the correct Ichishkíin letter in the blank space of the Ichishkíin vocabulary word. Then draw a line from the completed word to the meaning on the right.

Letter Name	Letter
soft <i>ts</i>	ts
hard <i>ts'</i>	ts'
short <i>u</i>	u
long <i>uu</i>	uu
<i>w</i>	w

ts'ú <u>x</u> ts'ú <u>x</u> t	acorn	
tsúlim	coffee	
kúpi	bacon	
kushúu	popsicle	
wawachí	buffalo	
tsíis	sugar	
úlinsh	cheese	
wíwnu	salmonberry	
shúuka <small>k</small>	huckleberry	
ts'uts'úmslí	orange	



Matching Ichishkíin Vocab Words

First, place the correct Ichishkíin letter in the blank space of the Ichishkíin vocabulary word. Then draw a line from the completed word to the meaning on the right.

Letter Name	Letter
front <i>x</i>	<i>x</i>
back <i>x̣</i>	<i>x̣</i>
front <i>xw</i>	<i>xw</i>
back <i>x̣w</i>	<i>x̣w</i>
<i>y</i>	<i>y</i>


núsx̣

to stoke



xyáaw saplil

lamprey



sut'x̣wlá

flour



k'súyaas

whale



chálxwsha

salmon



Matching Ichishkíin Vocab Words

First, place the correct Ichishkíin letter in the blank space of the Ichishkíin vocabulary word. Then draw a line from the completed word to the meaning on the right.

Letter Name	Letter
front <i>x</i>	<i>x</i>
back <i>x̣</i>	<i>x̣</i>
front <i>xw</i>	<i>xw</i>
back <i>x̣w</i>	<i>x̣w</i>
<i>y</i>	<i>y</i>

<div style="background-color: #e0f2f1; padding: 5px; margin-bottom: 10px;">núsu<u>x̣</u></div> <div style="background-color: #fff9c4; padding: 5px; margin-bottom: 10px;">xyáaw saplíl</div> <div style="background-color: #e0f2f1; padding: 5px; margin-bottom: 10px;">sut'<u>x̣w</u>łá</div> <div style="background-color: #fff9c4; padding: 5px; margin-bottom: 10px;">k'súyaas</div> <div style="background-color: #e0f2f1; padding: 5px;">chál<u>xw</u>sha</div>		<div style="background-color: #fff9c4; padding: 5px; margin-bottom: 10px;">to stoke </div> <div style="background-color: #e0f2f1; padding: 5px; margin-bottom: 10px;">lamprey </div> <div style="background-color: #fff9c4; padding: 5px; margin-bottom: 10px;">flour </div> <div style="background-color: #e0f2f1; padding: 5px; margin-bottom: 10px;">whale </div> <div style="background-color: #fff9c4; padding: 5px;">salmon </div>
---	--	--

Matching Ichishkíin Anísh

First, place the correct Ichishkíin letter in the blank space of the Ichishkíin vocabulary word. Then draw a line from the completed word to the meaning on the right.

Letter Name		Letter Name	
soft <i>ts</i>	<i>ts</i>	front <i>x</i>	<i>x</i>
hard <i>ts'</i>	<i>ts'</i>	back <i><u>x</u></i>	<i><u>x</u></i>
short <i>u</i>	<i>u</i>	front <i>xw</i>	<i>xw</i>
long <i>uu</i>	<i>u</i>	back <i><u>xw</u></i>	<i><u>xw</u></i>
<i>w</i>	<i>w</i>	<i>y</i>	<i>y</i>

_apáwat

wís_ach'aksha

ts'áp_

łayłá_ táatpas

_yáawsha

_im k'pit

lal_páa

_ástk

kwáy_

lul_

cedar

sewing on a design

flat

drying (v)

regalia


jingledress

cut bead

tie a knot (v)

ribbon

net basket



Dress by Nan Blassingame



net basket for lifting fish out of rivers










Drawing from Rigsby 1967-71

Answer Key



Matching Ichishkíin Anísh

First, place the correct Ichishkíin letter in the blank space of the Ichishkíin vocabulary word. Then draw a line from the completed word to the meaning on the right.

Letter Name		Letter Name	
soft <i>ts</i>	<i>ts</i>	front <i>x</i>	<i>x</i>
hard <i>ts'</i>	<i>ts'</i>	back <i>x̣</i>	<i>x̣</i>
short <i>u</i>	<i>u</i>	front <i>xw</i>	<i>xw</i>
long <i>uu</i>	<i>u</i>	back <i>x̣w</i>	<i>x̣w</i>
<i>w</i>	<i>w</i>	<i>y</i>	<i>y</i>

wapáwat	cedar	
wísxwach'aksha	sewing on a design	
ts'áp̣x̣	flat	
laylay táatpas	drying (v)	
xyáawsha	regalia	
ts'im k'p̣it	jingledress	<small>Dress by Nan Blessingame</small>
lalupáa	cut bead	
tsástk	tie a knot (v)	
kwáyxw	ribbon	
lulúu	net basket	 <small>net basket for lifting fish out of rivers</small>

Drawing from Rigby 1967-71



Fill in the blank to complete the sentence

Match the Ichishkíin sentence (#) with the Ichishkíin word (letter) to complete the sentence

Contents


Page #2: Sentences Page

Page #3: Missing Words


Page #4: Answer Key

Page #5: English Translations


Page #6: Credits



1. Shíx _____.	11. Minánmash wá _____?
2. Iwalptáyksha _____.	12. Stúwakan wínpaták saplfl ku _____.
3. Twátimanitash wá pa'aníxwatpa _____ tiichám.	13. _____ áw iwáyna.
4. Pa'aníya _____.	14. Áyat iwáywisha _____.
5. _____ áyat ayíksha wapáwani.	15. _____ pasúulixana núsux.
6. _____ pináshapapikchashya.	16. _____ iwínsh táala tsaxtsámitpa.
7. Íkuukna pimápihashishana ilp _____.	17. _____ k'úsi.
8. Áwmash tkwápchayksha _____.	18. Áw iwámsh _____.
9. K'písanam táaminwa _____ káa.	19. _____ áw iwá íkw'ak.
10. Cháwnash _____.	20. Náxsh inmí _____ ipayúwisha.



a. pa'aníxwat	k. tamám
b. pch'í	l. ta'áam
c. shaptpamá	m. ímtł'aks
d. itłúps _h a	n. sápk'ukt
e. náymu	o. t'amúlkshpa
f. p'ushtáaypa	p. itłkwítsha
g. ná _k 'it	q. muxlí
h. máyts _k i	r. sapá _l atsx _t a
i. tł'áp	s. p'ishkwíni
j. shaláwisha	t. t'álpt





Let's match the halves of sentences KEY



Correct matches:

1. h
2. q
3. g
4. a
5. b
6. s
7. f
8. n
9. r
10. j
11. c
12. k
13. l
14. t
15. o
16. p
17. d
18. m
19. i
20. e






English Translations



Answer Key

1. Shíx máytski. (Good morning.)
2. Iwalptáyksha muxlí. (The fly is buzzing.)
3. Twátimanitash wá pa'aníxwatpa nák'it tiichám. (In our treaty there is a boundary drawn up of our land.)
4. Náxsh inmí náymu ipayúwisha. (One of my relatives is ill.)
5. Pa'aniya pa'aníxwat. (They made an agreement.)
6. Pch'í áyat ayíksha wapáwani. (The rich woman is sitting [there] dressed up.)
7. P'ishkwíni pináshapapikchashya. (He was photographed smiling.)
8. Íkuukna pimápiikchashishana ílp p'ushtáaypa. (Today you and I were having our pictures taken up on the hill.)
9. Áwmash tkwápchayksha sápk'ukt. (Here I'm handing you a purse.)
10. K'písanam táaminwa sapálsxta káa. (You should always warm up the car in cold weather.)
11. Cháwnash shaláwisha. (I'm not tired.)
12. Minánmash wá shaptamá? (Where's your backpack?)
13. Stúwakan wínpatak saplíl ku tamám. (Go get bread and eggs at the store.)
14. Ta'áam áw iwáyna. (It's gotten stormy.)
15. Áyat iwáywisha t'álp. (The woman is wearing a shell bead necklace.)
16. T'amúlkshpa pasúulixana núsux. (They used to salt salmon in barrels.)
17. Itkwítsha iwínsh táala tsaxtsámitpa. (The man is snatching money in the card game.)
18. Itúpsha k'úsi. (The horse is jumping.)
19. Áw iwámsh ímt'aks. (Here comes your female friend.)
20. T'áp áw iwá íkw'ak. (That's no good now.)



Fill in the blank to complete the sentence

Work is made by Jack Risling (Hoopa Valley Tribe),
Nellie Sears (Iñupiaq), Max Wilson (Osage Nation)

All graphics and pictures are made by Canva

Name: _____ Date: _____

ICHISHKÍIN WORD SEARCH

Find the Ichishkíin words in the word search

n	a	k	u	w	i	ł	á	x	'	tł'	á	l	k	tł'
a	uu	w	kw'	tł'	p	íi	p	k	n	á	uu	sh	y	áa
n	x	t'	p	a	m	t	á	s	'	p'	aa	<u>k'</u>	tl	<u>k</u>
í	s	t	w	í	t'	a	s	h	kw'	ii	í	u	n	t
k	xw	k	m	sh	xw	m	tł	x	tł'	íi	kw	k	sh	<u>xw</u>
k	tl	u	l	áa	tl	i	p	íi	p	tł	p'	á	á	<u>x</u>
t'	a	ł	áa	k	ú	m	p'	tl	t'	p'	tł	p'	p	t
a	tl	i	x	y	w	í	uu	sh	á	í	<u>x</u>	u	n	p
l	a	h	h	t'	k'	m	tl	ts	aa	y	áa	k	i	a
ú	s	á	p	k'	u	k	t	tl	á	u	t	p'	t	n
sh	m	a	l	íi	sh	p	h	y	xw	tł	'	ú	sh	á
l	s	k	w	áa	s	i	s	í	á	t'	tł	k	ł	n
sh	a	p	á	w	a	k	m	u	y	k	t	x	kw	a
k'	t	t	ú	<u>x</u>	i	n	a	k	p'	p'	í	n	y	s

mimím - dove, pigeon

p'íyu - common nighthawk

twít'ash - grizzly bear

malíish - marriage

p'ukp'úk - dandelion puffball

tłxáat - tame/gentle

nakuwíłá - nurse, care-taker

skwáasis - squash

t'áłáa - flat

naník - pine nut

sápk'ukt - purse/bag

t'alúsh - mortar and pestle

pamtá - bullfrog, toad

shapáwakmuykt - rodeo

tł'píip - wing dress

panánas - banana

shápnit - question


tł'áak - broken

tł'álk - blacktail deer

Name: _____ Date: _____

ICHISHKÍIN WORD SEARCH

Find the Ichishkíin words in the word search



mimím - dove, pigeon

p'íyu - common nighthawk

twít'ash - grizzly bear

malíish - marriage

p'ukp'úk - dandelion puffball

t'xáat - tame/gentle

nakuwíá - nurse, care-taker

skwáasis - squash

t'ááa - flat

naník - pine nut

sápk'ukt - purse/bag

t'alúsh - mortar and pestle

pamtá - bullfrog, toad

shapáwakmuykt - rodeo

t'píip - wing dress

panáanas - banana

shápnit - question

t'áak - broken

t'álk - blacktail deer



Ichishkíin Word Search

Work is made by Jack Risling (Hupa), Nellie Sears (Iñupiaq),
Max Wilson (Osage Nation)


All graphics and pictures are made by Canva



Ák'inushaash ká kyamaman

Name: _____

Directions: Write the number of animals you find in their respective boxes.



huk'húk'



músmustsín



áykws



tł'álk



anahúy




xálish


Pictures from CreativeCrayon

Michaela Begay

Answer Key



6



5



8




7



4



6



FLASHCARDS

Students will receive Ichishkíin alphabet flashcards. The flash cards are folded in half. The students will look at the picture side first with the alphabet. Then students will have the opportunity to guess the Ichishkíin vocabulary word in Ichishkíin and in English.

Michaela Begay



Soft Front k



Kákya

Bird,
Animal

Hard Front k'



K'alás

Raccoon

Soft Front kw



Kwikwłá

Whistling
Marmot

Hard Front kw'



Kw'áyk'w'ay

Wren

Soft Back k



Kánkan

Grey
Squirrel

Hard Back k'




K'áxnu

Prairie
Chicken



Soft Back kw



Kwákwal


Turkey

Hard Back kw'



Kw'áshkw'ash

Crane



L



Lákas

Mouse

Barred Ł



Łk'ám

Moccasins

LINKS!

Animal Animation

- <https://tenor.com/search/cute-animals- animated-gifs>

Ichishkiin Resource

- Beavert, Virginia. Ichishkiin sinwit: Yakama/Yakima Sahaptin dictionary." CHOICE: Current Reviews for Academic Libraries, vol. 48, no. 3, Nov. 2010, p. 465. Gale Academic OneFile, link.gale.com/apps/doc/A249221118/AONE?u=anon~75a30d9f&sid=googleScholar&xid=2c553a97. Accessed 25 Jan. 2024.

Moccasins


- Thanks to Ryan Garrison for sharing.

New Vocabulary!

Vocabulary Word	Definition
kiłáa	messy, careless, sloppy, disorganized
kyáak	neat and tidy
k'sáat	warming up, warmed up, mild (weather)
k'pis	cold (weather)
kwáak	uncluttered, smooth
kw'ałá	happy, cheerful, grateful
ka'áw	fast, quick
k'isháa	visibly upset, in a bad mood, displeased
kwáa'ash	becoming exhausted
kw'iltíp	strong, physically fit, capable, powerful
liwáays	lucky
łáakap	very tired, tiresome

How was your week?

Directions: Complete the crossword puzzle using the vocabulary words in the word bank below. Extra! Write, "How was your week?" On top of a blank piece of paper, and answer with one word to describe your week, using the vocabulary words below. ☺



Down:

1. warming up, warmed up, mild (weather)
2. cold (weather)
3. uncluttered, smooth
5. happy, cheerful, grateful
6. very tired, tiresome
8. becoming exhausted
9. fast, quick

Across:

4. lucky
7. neat and tidy
8. strong, physically fit, capable, powerful
9. messy, careless, sloppy, disorganized
10. visibly upset, in a bad mood, displeased

Word Bank

- | | | |
|----------|-----------|------------|
| • kiłáa | • kwáak | • kwáa'ash |
| • kyáak | • kw'ałá | • kw'iltíp |
| • k'sáat | • ka'áw | • liwáays |
| • k'pìs | • k'isháa | • láakap |

Answer Key

Down:

1. k'sáat

2. k'p̓is

3. kwáak

5. kw'ałá

6. łáakap

8. kwáa'ash

9. ka'áw

Across:

4. liwáays

7. kyáak

8. kw'íłtíp

9. kiłáa

10. k'isháa

All resources from this project are available online. Please enjoy using and sharing these resources!

