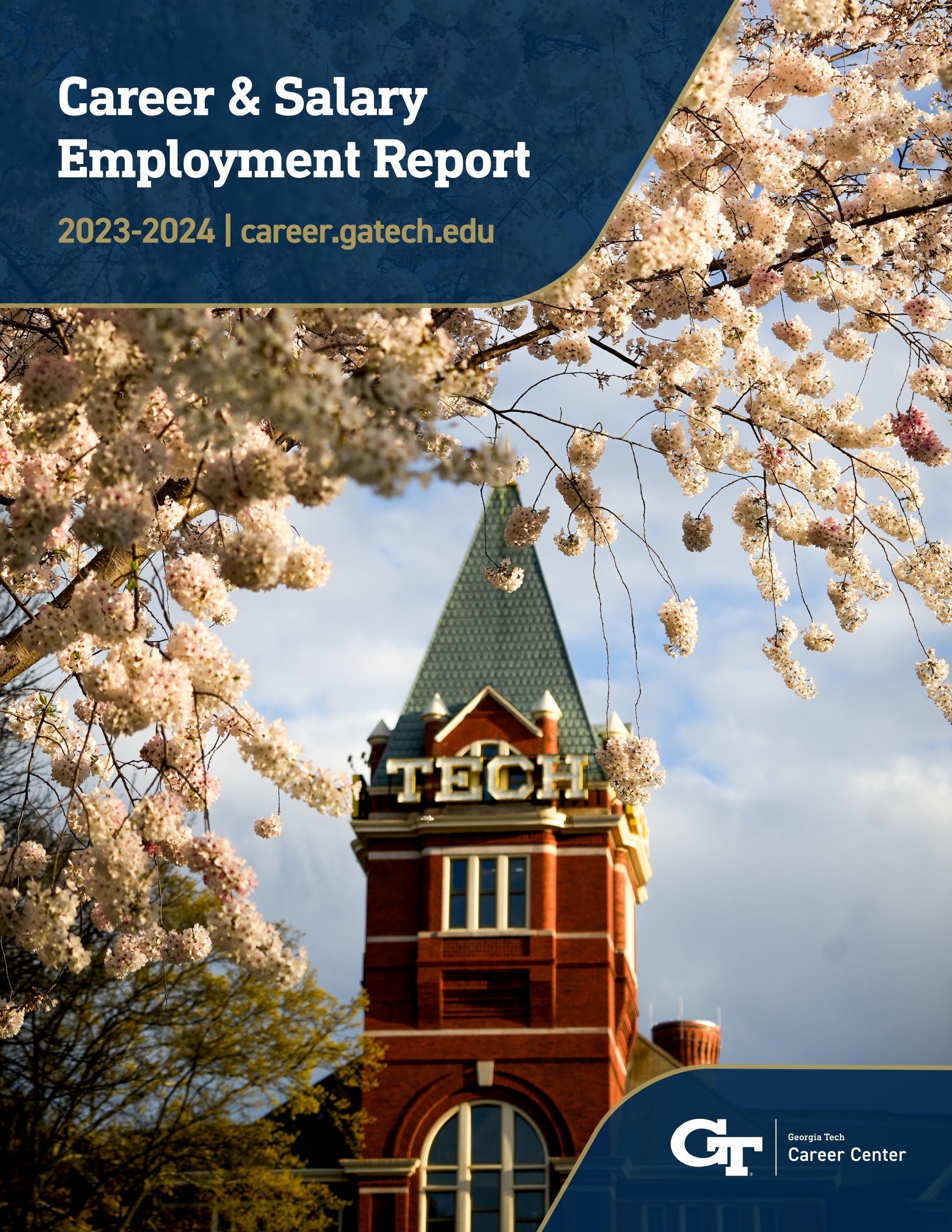


Career & Salary Employment Report

2023-2024 | career.gatech.edu



Georgia Tech
Career Center




Table of Contents

Institute-wide Information

Georgia Tech by the Numbers	3
Top 20 Full-Time Employers	4
Median Full-Time Salaries	5
Undergraduate Co-op and Internships	6
Common Position Titles	
Hiring Companies	
Hiring Locations	
Graduate Internships	7
Common Position Titles	
Hiring Companies	
Hiring Locations	

Career Outcomes by College

College of Computing	8 - 13
College of Design	14 - 19
College of Engineering	20 - 28
College of Sciences	29 - 36
Ivan Allan College	37 - 43
Scheller College of Business	44 - 49

Introduction

The Georgia Tech Career Center Career & Salary Employment Report highlights the full-time positions, co-op programs, and internship opportunities pursued by students across all degree levels. This report compiles common job titles, employers, average salaries, and additional career information.

The co-op and internship data presented is based on student registrations through the Career Center. Students are encouraged to register their co-op and/or internship throughout the academic year, which provides various benefits. Click the links below for more information:

- [Undergraduate Students](#)
- [Graduate Students](#)

The full-time career outcomes presented are compiled from the Office of Academic Effectiveness' annual Career & Salary Survey. This assessment collects students' first destination information three weeks before and after graduation, which includes median salaries, salaries by state, salaries by industry, employers, job titles, and more. 1,916 undergraduate (42%), 1,914 master student (28%), and 204 doctorate student (37%)-reported responses at graduation.

Additional data is available at: academiceffectiveness.gatech.edu.

The data displayed in this document captures students who participated in the co-op and internship programs or the career & salary survey. It does not represent all employers or positions secured by students.



Georgia Tech by the Numbers

Compensation

	Median Salary	Median Overall Bonus
Bachelor's	\$84,000	\$7,536
Master's	\$118,000	\$10,511

Employment Outcomes

	Job Accepts
Bachelor's	73%
Master's	81%

Degree Level Summary

	Bachelor's	Master's	Doctorate's
Responses by Degree Level	1,916	1,941	204
Response Rate	42%	28%	37%
Avg. Salary	\$88,587	\$121,869	\$116,880
Median Salary	\$84,000	\$118,000	\$114,000

Co-op: over 100+ years of work integrated learning

Total Enrollment
(Undergrad/Grad Co-ops & Internships)

3,890

Co-op Degrees Awarded

130

Graduating Survey

34%
Accepted full-time

Student Participation by Program

Registration by College	UG Co-op	UG Internship	Master's Internship	Ph.D. Internship
Computing	83	490	268	105
Design	<10	24	103	<10
Engineering	423	1,034	543	312
Sciences	13	80	56	22
Ivan Allen	<10	79	26	<10
Scheller	55	88	56	12
Total	582	1,795	1,052	461

Average Hourly Rate by Region

Region	UG Co-op	UG Internship	Master's Internship	Ph.D. Internship
South	\$22	\$22	\$30	\$40
West	-	\$37	\$46	\$56
Northeast	-	\$30	\$42	\$52
Southwest	\$25	\$30	\$41	\$43
Midwest	\$20	\$24	\$36	\$41
Mid-Atlantic	\$26	\$22	\$38	\$35

Average Hourly Rate by College

College	UG Co-op	UG Internship	Master's Internship	Ph.D. Internship
Computing	\$23	\$32	\$46	\$62
Design	\$19	\$21	\$25	\$38
Engineering	\$22	\$25	\$37	\$50
Sciences	\$23	\$27	\$39	\$39
Ivan Allen	\$21	\$19	\$33	\$40
Scheller	\$20	\$22	\$49	\$53
Total	\$22	\$26	\$38	\$53



Full-Time Employers & Regions

All Degrees, Class Levels, and Majors

EMPLOYERS	COMMON FULL-TIME JOB TITLES
Accenture	Analyst
Amazon	Associate
Apple	Business Analyst
AT&T	Consultant
Capital One	Data Analyst
Deloitte	Data Engineer
GE Aerospace	Data Scientist
GE Vernova	Electrical Engineer
Google	Engineer
GTRI	Investment Banking Analyst
IBM	Mechanical Engineer
Intel	Process Engineer
KPMG	Product Manager
Lockheed Martin	Project Engineer
Manhattan Associates	Project Manager
Meta	Research Scientist
Microsoft	Senior Software Engineer
Northrop Grumman	Software Developer
PWC	Software Engineer
SpaceX	Systems Engineer

Employment by Regions (Bachelor's)

REGION	SOUTH	WEST	NORTHEAST	SOUTHWEST	MIDWEST	MID-ATLANTIC	OUTSIDE U.S.
% of students	50%	14%	10%	7%	9%	10%	N/A
median salary	\$80,000	\$118,000	\$100,000	\$90,000	\$84,000	\$85,000	N/A

Employment by Regions (Master's)

REGION	SOUTH	WEST	NORTHEAST	SOUTHWEST	MIDWEST	MID-ATLANTIC	OUTSIDE U.S.
% of students	28%	24%	13%	9%	8%	8%	10%
median salary	\$100,000	\$139,000	\$130,000	\$118,000	\$110,500	\$130,000	\$79,000

NOTE: Student data are based on 1,916 undergraduate and 1,941 master student-reported responses at graduation. Numbers and percentages are rounded to the nearest whole number. Additional data available at academiceffectiveness.gatech.edu.

Median Salaries

Median Full-time Salaries by Regions (Bachelor's)

REGION	SOUTH	WEST	NORTHEAST	SOUTHWEST	MIDWEST	MID-ATLANTIC	OUTSIDE U.S.	UNKNOWN
number employed	419	117	86	61	76	81	<10	396
median salary	\$80,000	\$118,000	\$100,000	\$90,000	\$84,000	\$85,000	\$52,500	\$79,500

Median Full-time Salaries by Regions (Master's)

REGION	SOUTH	WEST	NORTHEAST	SOUTHWEST	MIDWEST	MID-ATLANTIC	OUTSIDE U.S.	UNKNOWN
number employed	331	283	150	112	91	101	123	446
median salary	\$100,000	\$139,000	\$130,000	\$118,000	\$110,500	\$130,000	\$79,000	\$115,000

Median Full-time Salaries by Regions (Doctorate)

REGION	SOUTH	WEST	NORTHEAST	SOUTHWEST	MIDWEST	MID-ATLANTIC	OUTSIDE U.S.	UNKNOWN
number employed	34	33	26	18	12	11	<10	39
median salary	\$99,000	\$150,000	\$107,500	\$125,000	\$114,000	\$110,000	\$50,000	\$120,000

Median Salary by Industry or Sector

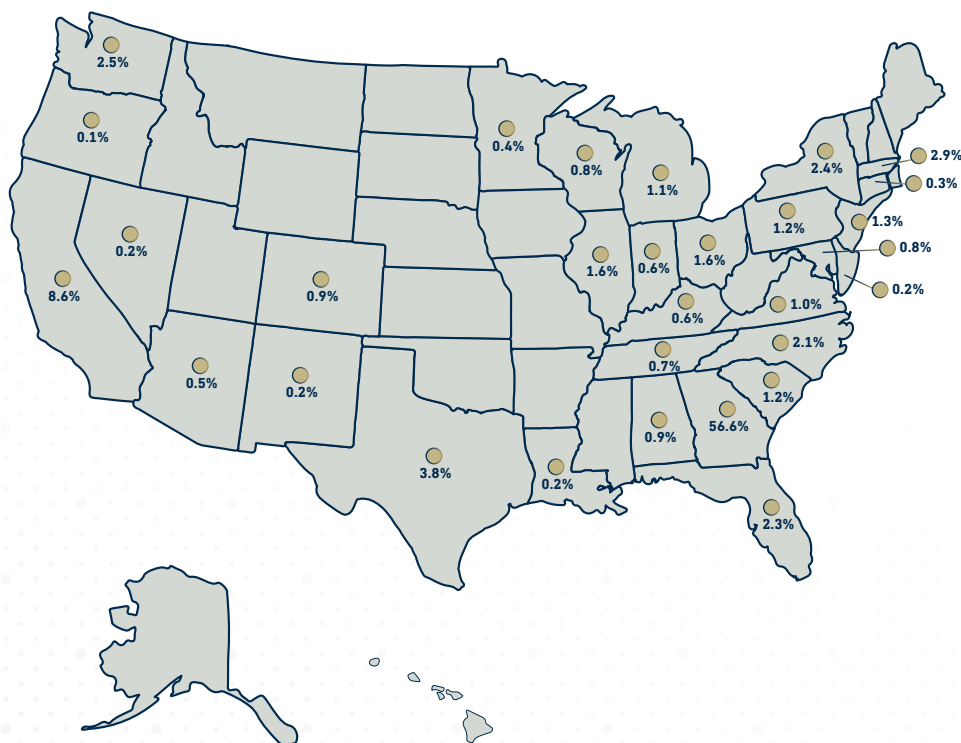
Aerospace	Bachelor's	\$80,000	Energy & Utilities	Bachelor's	\$81,000
	Master's	\$101,000		Master's	\$113,000
	Doctorate	\$114,000		Doctorate	\$100,000
Agriculture, Forestry, Fishing, and Hunting	Master's	\$113,000	Engineering / Manufacturing	Bachelor's	\$81,000
	Doctorate	\$65,000		Master's	\$115,000
Architecture & Design	Bachelor's	\$66,000		Doctorate	\$126,500
	Master's	\$72,000	Financial Services & Real Estate	Bachelor's	\$100,000
	Doctorate	\$125,000		Master's	\$140,000
Computer & Information Technology	Bachelor's	\$118,000		Doctorate	\$164,000
	Master's	\$135,000	Healthcare & Biotechnology	Bachelor's	\$79,000
	Doctorate	\$170,000		Master's	\$130,000
Construction	Bachelor's	\$73,000		Doctorate	\$86,000
	Master's	\$78,500	Media, Communication, & Entertainment	Bachelor's	\$88,000
	Doctorate	\$140,000		Master's	\$139,000
Consulting	Bachelor's	\$85,000		Doctorate	\$165,000
	Master's	\$110,000	Other	Bachelor's	\$81,000
	Doctorate	\$138,500		Master's	\$100,000
Consumer Products & Retail	Bachelor's	\$85,000		Doctorate	\$120,000
	Master's	\$117,500	Professional & Other Services	Bachelor's	\$75,000
	Doctorate	\$171,000		Master's	\$118,000
Defense	Bachelor's	\$77,000		Doctorate	\$90,000
	Master's	\$110,000	Supply Chain & Logistics	Bachelor's	\$84,000
	Doctorate	\$120,000		Master's	\$99,000
Education	Bachelor's	\$125,000		Doctorate	\$110,000
	Master's	\$102,000	Transportation	Bachelor's	\$81,500
				Master's	\$100,000
				Doctorate	\$103,000

Undergraduate Co-op and Internship

Position Types & Top Hiring Companies

CO-OP HIRING COMPANIES	INTERNSHIP HIRING COMPANIES	COMMON CO-OP TITLES	COMMON INTERNSHIP TITLES
Delta Air Lines	Tesla	Brand Experience Co-op	Business Analyst Intern
Georgia Tech Research Institute	Georgia Tech Research Institute	Consulting Co-op	Digital Systems Integration Intern
Chick-fil-A	Apple	Digital Technology Co-op	Industrial Engineering Intern
Manhattan Associates	Amazon	Electrical Engineer, Automation, and Robotic Systems Co-op	Mechanical Engineering Intern
McKenney's	NASA	Manufacturing Engineering Co-op	Process Engineering Intern
Factory Automation Systems	Amazon Robotics	Mechanical Engineering Co-op	Production Engineering Intern
Gulfstream Aerospace	Microsoft	Operational Analysis and Performance Co-op	Research & Development Intern
Becton, Dickinson & Company	Kimberly-Clark	Operations & Customer Center Co-op	Software Engineering Intern
Cox Enterprises	NCR	Project Management Co-op	Supply Chain Intern
The Coca-Cola Company	SpaceX	R&D Co-op	Test Engineering Intern
		Technical Operations Co-op	UX Design Intern

Hiring Locations



State by Region	State	%
East South Central	AL	0.9%
	KY	0.6%
	TN	0.7%
Middle Atlantic	NJ	1.3%
	NY	2.4%
	PA	1.2%
Midwest	IL	1.6%
	IN	0.6%
	MI	1.1%
	OH	1.6%
	WI	0.8%
Northeast	CT	0.3%
	MA	2.9%
Pacific	CA	8.6%
	OR	0.1%
	WA	2.5%
South	DE	0.2%
	FL	2.3%
	GA	56.6%
	MD	0.8%
	NC	2.1%
	SC	1.2%
	VA	1.0%
West	AZ	0.5%
	CO	0.9%
	NV	0.2%
	NM	0.2%
West North Central	MN	0.4%
West South Central	LA	0.2%
	TX	3.8%
Other	Other	1.4%
Grand Total		100.0%

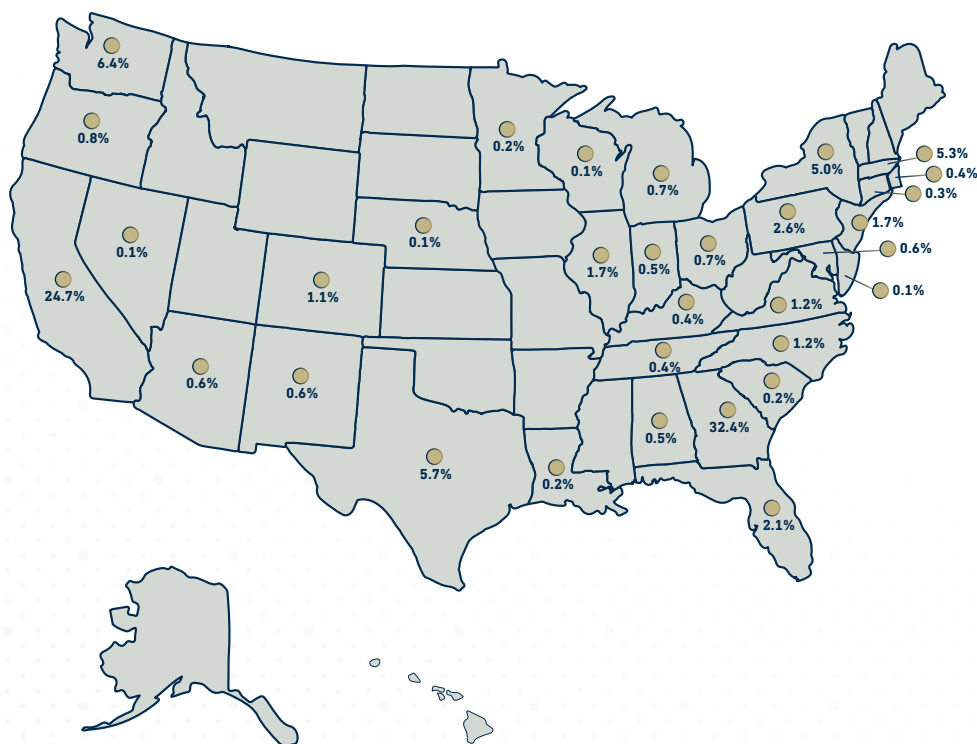
Graduate Internship

Position Types & Top Hiring Companies

INTERNSHIP TOP HIRING COMPANIES
Tesla
Amazon
Apple
NVIDIA
Google
Intel Corporation
Qualcomm Inc.
Meta
AMD
NASA

COMMON INTERNSHIP TITLES
Applied Scientist Intern
Data Analytics Intern
Data Science Intern
Engineering Intern
Graduate Technical Intern
Engineering Intern
Research Intern
Research Scientist Intern
Software Engineering Intern
Student Researcher

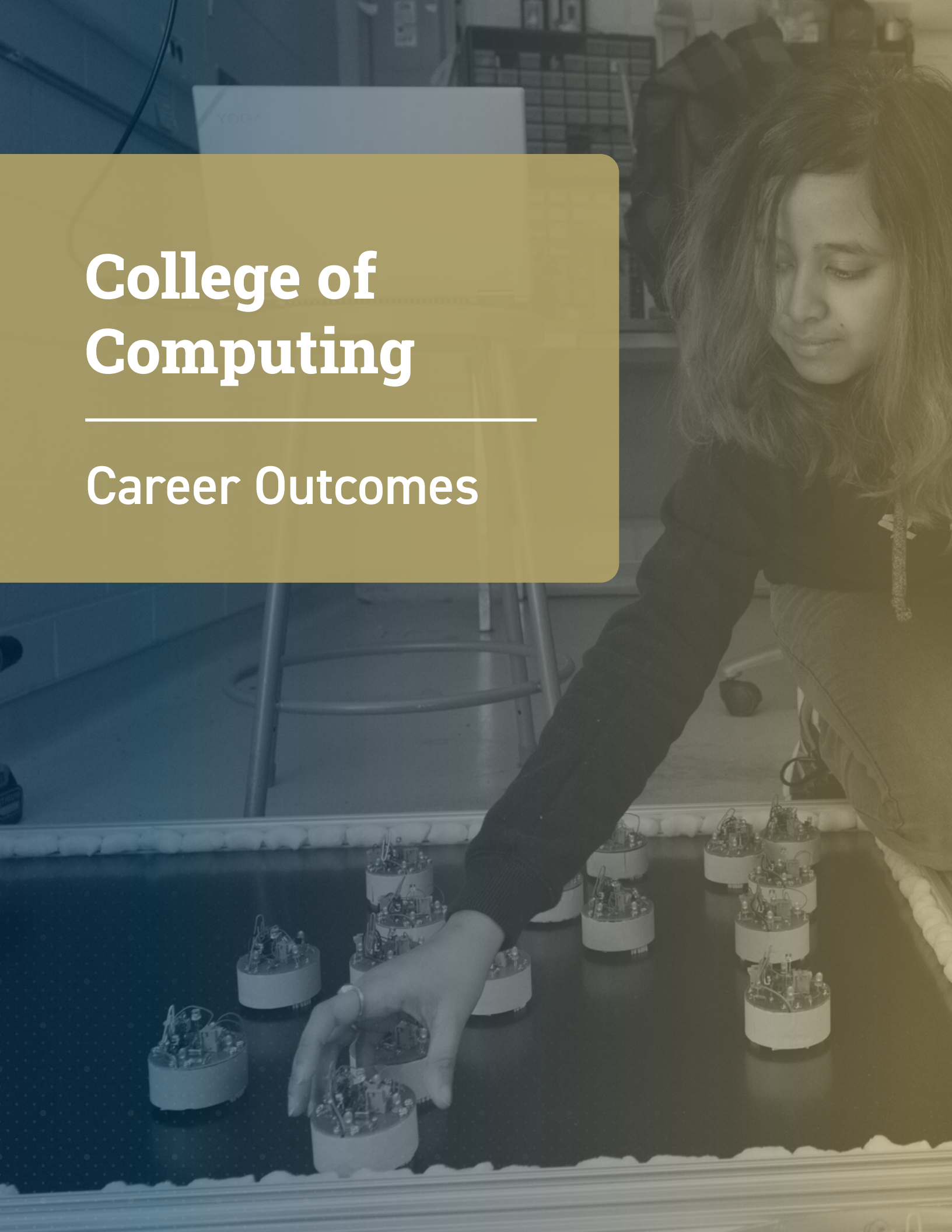
Hiring Locations



State by Region	State	%
East South Central	AL	0.5%
	KY	0.4%
	TN	0.4%
Middle Atlantic	NJ	1.7%
	NY	5.0%
	PA	2.6%
Midwest	IL	1.7%
	IN	0.5%
	MI	0.7%
	OH	0.7%
	WI	0.1%
Northeast	CT	0.4%
	MA	5.3%
	RI	0.4%
Pacific	CA	24.7%
	OR	0.8%
	WA	6.4%
South	DE	0.1%
	FL	2.1%
	GA	32.4%
	MD	0.6%
	NC	1.2%
	SC	0.2%
	VA	1.2%
West	AZ	0.6%
	CO	1.1%
	NV	0.1%
	NM	0.6%
West North Central	MN	0.2%
	NE	0.1%
West South Central	LA	0.2%
	TX	5.7%
Other	Other	1.4%
Grand Total		100.0%

College of Computing

Career Outcomes



Salary by Degree Program

Degree Program	Level	Placement %	# of Responses	Median Salary	Salary (95th Percentile)	Signing Bonus
Computer Science	Bachelor's	70.8%	291	\$106,000	\$185,000	\$14,099
Computer Science	Master's	86.0%	700	\$130,000	\$200,000	\$15,192
Computer Science	Doctorate	91.7%	12	\$175,000	\$200,000	\$37,536

Hiring Employers & Job Titles: Bachelor's

EMPLOYERS

Amazon
Capital One
Microsoft
Google
Manhattan Associates
Amazon Web Services
AT&T
Chick-fil-A
KPMG
Wells Fargo
Bloomberg
Datadog
FanDuel
LinkedIn
Meta
Netflix
Northrop Grumman
Verkada
Walmart Global Tech
srcLogic
Appian Corporation
Apple
Arena Investments
Asian American Advocacy Fund
Balyasny Asset Management

JOB TITLES

Applications Engineer
Associate Product Designer
Associate Software Engineer
Associate Technical Consultant
Cloud Security Engineer
Consultant
Cyber and Financial Risk
Cybersecurity Consultant
Data Analyst
Data Engineer and Consultant
Embedded Software Engineer
Engagement Manager
Infrastructure Software Developer
Machine Learning Data Engineer
Product Developer
Software Analyst
Software Developer
Software Development Engineer
Software Engineer

Hiring Employers & Job Titles: Master's

EMPLOYER
Microsoft
Google
Amazon
Capital One
Meta
AT&T
Boeing
Lockheed Martin
Salesforce
ADP
American Express
Apple
BAE Systems
Georgia Tech
IBM
AWS
Accenture
Burns & McDonnell
Cisco
Deloitte
GTRI
Indeed, Inc.
JP Morgan
Manhattan Associates
MathWorks

JOB TITLE
Architect
Associate
Associate Director
Assistant Vice President
Chief Technology Officer
Data Engineer
Data Science Manager
Data Scientist
Developer
Engineer
Machine Learning Engineer
Principal Engineer
Product Manager
Quantitative Analyst
Research Engineer
Senior Software Engineer
Software Developer
Software Development Engineer
Software Engineer
Solutions Engineer
Systems Engineer

Hiring Employers & Job Titles: Doctorate

EMPLOYER
Meta
IBM
Intel Labs
JP Morgan
Netflix
NVIDIA
Palo Alto National Laboratories
Sandia Labs

JOB TITLE
Assistant Professor
Cyber R&D
Research Scientist
Senior Staff Security Researcher

Undergraduate Co-op and Internships

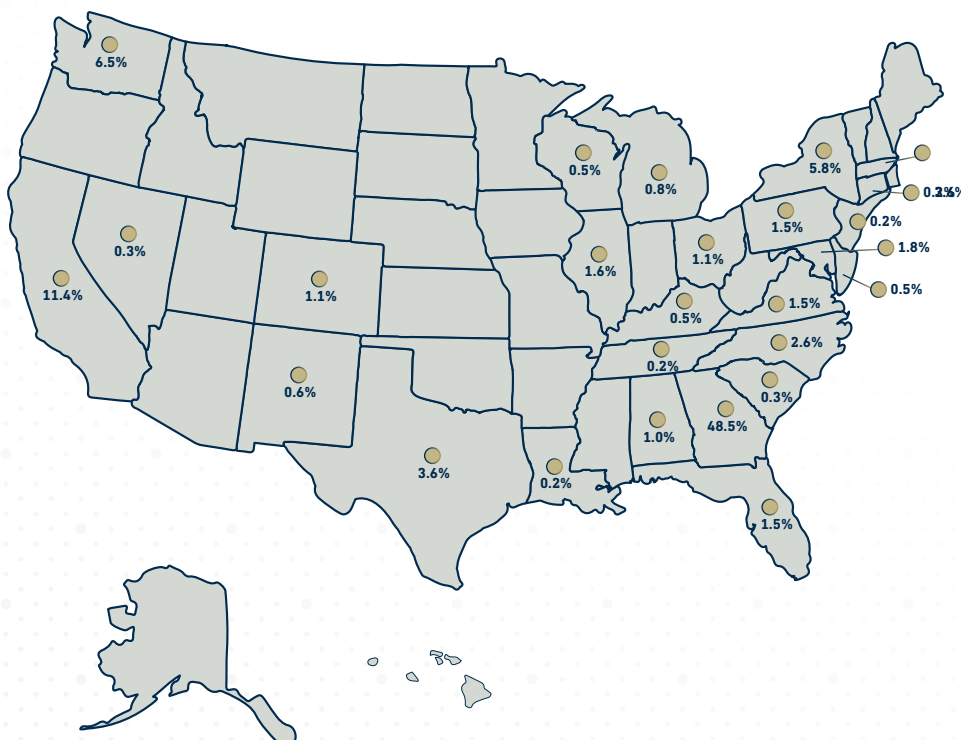
Co-op and Internship Enrollment by Major

Degree Program	Summer 2023 Undergraduate	Fall 2023 Undergraduate	Spring 2024 Undergraduate	Grand Total
Computational Media	3	1	-	4
Computer Science	355	104	110	569

Co-op and Internship Position Types & Hiring Companies

CO-OP HIRING COMPANIES	INTERNSHIP HIRING COMPANIES	COMMON POSITION TITLES
Delta Air Lines	Amazon	Analyst Co-op
Georgia Tech Research Institute	Georgia Tech Research Institute	Application Engineering Co-op
Chick-fil-A	Microsoft	Cybersecurity Intern
Kudelski Security	NCR Corporation	Digital Technology Co-op
Manhattan Associates	MessageGears	Engineering Analyst Intern
MerchLogix	Apple	Machine Learning Software Engineer Intern
Ford Motor Company	Salesforce	Operations Analytics Co-op
NSA	Manhattan Associates	Research & Development Intern
Itential	Tesla	Robotics Engineer Intern
		Software Development and Test Co-op
		Software Engineering Intern

Co-op and Internship Hiring Locations



State by Region	State	%
East South Central	AL	1.0%
	KY	0.5%
	TN	0.2%
Middle Atlantic	NJ	0.2%
	NY	5.8%
	PA	1.5%
Midwest	IL	1.6%
	MI	0.8%
	OH	1.1%
	WI	0.5%
Northeast	CT	0.2%
	MA	3.6%
Pacific	CA	11.4%
	WA	6.5%
South	DE	0.5%
	FL	1.5%
	GA	48.5%
	MD	1.8%
	NC	2.6%
	SC	0.3%
	VA	1.5%
West	CO	1.1%
	NV	0.3%
	NM	0.6%
West South Cental	LA	0.2%
	TX	3.6%
Other	Other	2.8%
Grand Total		100.0%

Co-Op and Internship Average Hourly Rates

Degree Program	Summer 2023 Co-op	Summer 2023 Internship	Fall 2023 Co-op	Fall 2023 Internship	Spring 2024 Co-op	Spring 2024 Internship
Computational Media	-	\$33.00	-	\$50.00	-	-
Computer Science	\$24.38	\$36.11	\$23.72	\$30.12	\$23.56	\$29.65

Graduate Internships

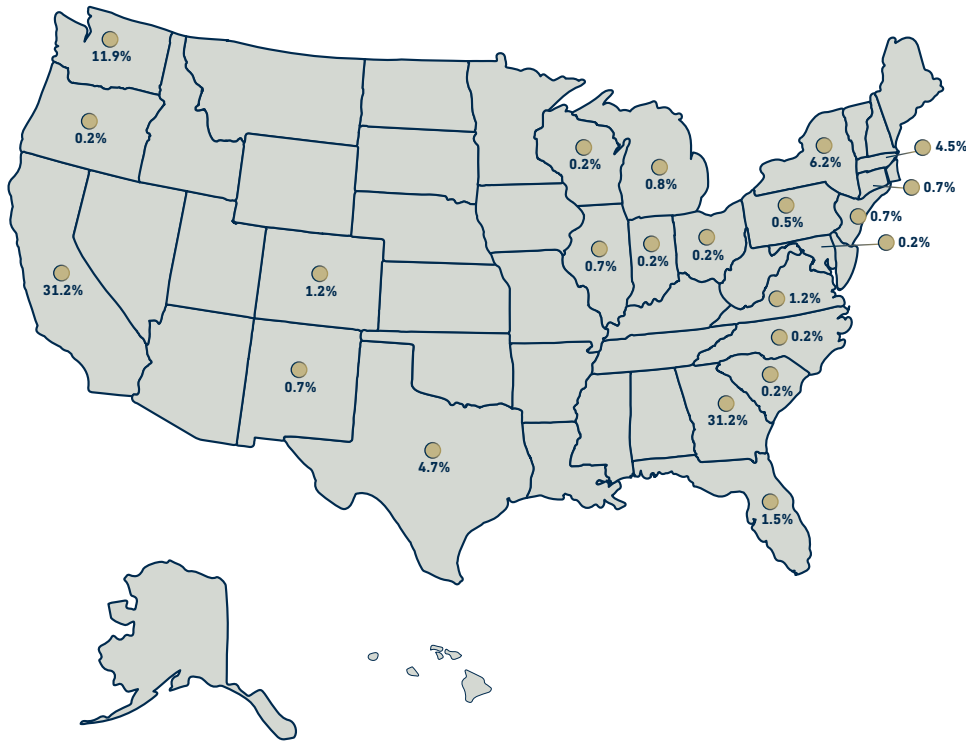
Internship Enrollment by Major

Computer Science	264
Computational Science & Engineering	29
Cybersecurity	23
Analytics	19
Machine Learning	18
Robotics	10
Human-Computer Interaction	<10
Human-Centered Computing	<10
Algorithms, Combinatorics, & Optimization	<10

Position Types & Hiring Companies

INTERNSHIP HIRING COMPANIES	INTERNSHIP POSITION TITLES
Google	Applied Scientist Intern
Amazon	Cybersecurity Intern
Apple	Data Science Intern
Adobe	Interim Engineering Intern
NVIDIA	Machine Learning Engineer Intern
MessageGears	Machine Learning Intern
Tesla	Research Intern
Microsoft Corporation	Software Development Engineer Intern
Hewlett Packard Enterprise	Software Engineering Intern
Meta	Student Researcher

Internship Hiring Locations



State by Region	State	%
Middle Atlantic	NJ	0.7%
	NY	6.2%
	PA	0.5%
Midwest	IL	0.7%
	IN	0.2%
	MI	0.5%
	OH	0.2%
	WI	0.2%
Northeast	CT	0.7%
	MA	4.5%
Pacific	CA	31.2%
	OR	0.2%
	WA	11.9%
South	FL	1.5%
	GA	31.2%
	MD	0.2%
	NC	0.2%
	SC	0.2%
	VA	1.2%
West	CO	1.2%
	NM	0.7%
West South Central	TX	4.7%
Other	Other	0.7%
Grand Total		100.0%

Internship Average Hourly Rates

Degree Program	Summer 2023 Internship	Fall 2023 Internship	Spring 2024 Internship
Analytics	\$45.01	\$41.10	-
Computational Science & Engineering	\$41.80	\$45.10	\$52.92
Computer Science	\$50.53	\$47.99	\$44.29
Cybersecurity	\$32.13	\$27.92	\$18.00
Human-Centered Computing	\$58.25	-	-
Human-Computer Interaction	\$33.01	-	-
Machine Learning	\$59.53	\$62.86	\$54.64
Robotics	\$44.04	\$43.36	\$49.23

College of Design

Career Outcomes



Salary by Degree Program

Degree Program	Level	Placement %	# of Responses	Median Salary	Salary (95th Percentile)	Signing Bonus
Architecture	Bachelor's	50.0%	12	\$71,000	\$74,600	-
Architecture	Master's	93.8%	16	\$65,000	\$82,700	\$2,102
Architecture	Doctorate	100.0%	<10	-	-	\$24,068
Building Construction	Bachelor's	83.3%	<10	\$72,000	\$79,100	-
Building Construction	Master's	50.0%	<10	\$84,000	\$103,650	-
City & Regional Planning	Doctorate	100.0%	<10	\$95,000	\$95,000	-
City Planning	Master's	50.0%	12	\$75,500	\$97,250	\$2,414
Geographic Info Science & Tech	Master's	50.0%	<10	\$80,000	\$80,000	\$2,319
Industrial Design	Bachelor's	47.1%	17	\$72,000	\$109,000	\$5,072
Industrial Design	Master's	14.3%	<10	-	-	-
Music Technology	Bachelor's	50.0%	<10	\$84,000	\$84,000	\$4,348
Music Technology	Master's	66.7%	<10	\$85,500	\$98,500	\$12,029
Real Estate Development	Master's	100.0%	<10	\$96,000	\$100,850	-

Hiring Employers & Job Titles: Bachelor's

EMPLOYER
BDR Partners
Bradfield, Richards, Rhodes & Assoc. Architects
RMI Designs
Envision Construction
Georgia Tech
Holder Construction
Glucosense
Juneau Construction Company
L3Harris
McAlpine
Oracle
Studio MCML
The Home Depot Company
What if Media
Winter Construction

JOB TITLE
Architectural Designer
Assistant Project Manager
CCF Upperclassman Intern
Constuction Technology
Electrical Digital Engineer
Marketing and Social Media
Model Fabricator
Project Engineer
UX Designer
User Experience Designer
VDC Coordinator
VDC Engineer

Hiring Employers & Job Titles: Master's and Doctorate

EMPLOYER
Blur Workshop
VHB
ASD Sky
Atelier 7 Architects
Atlanta Beltline
Corgan
Elevate Architecture Studio
Federal Aviation Administration
Florida State University
Ford AV
GT
Georgia Department of Community Affairs
HOK
Hines
Integrity Engineering & Development Services
JLL
Kimley-Horn
North Perimeter Contractors
RS&H
Sargent & Lundy
Smallwood Architects
Studio SOGO
Texas Instruments
WSP
Wannemacher Jensen Architects

JOB TITLE
Applications Engineer
Architectural Designer
Assistant Professor
Civil Engineer
Civil Site Design
Design Coordinator
Designer I
Dramatist
Field Engineer
Intern
Land Development Analyst
Planner
Planning Analyst
Product Manager
Program Manager
Project Coordinator
Project Engineer
Project Manager
Property Manager
Transportation Planner
Urban Planner

Undergraduate Co-op and Internships

Co-op and Internship Enrollment by Major

Degree Program	Summer 2023 Undergraduate	Fall 2023 Undergraduate	Spring 2024 Undergraduate	Grand Total
Architecture	4	3	1	8
Building Construction	-	1	1	2
Industrial Design	7	2	3	12
Music Technology	2	-	-	2

Position Types & Hiring Companies

INTERNSHIP HIRING COMPANIES

Atlanta History Center

The Bakery Atlanta

American Scenic Design

Dynamik Design

Flad Architects

Georgia Tech Research Institute

KPMG

Manhattan Construction Company

Vertical Activewear

PFVS Architects

COMMON INTERNSHIP TITLES

Acoustic Consulting Intern

Architecture Intern

Design Administration Intern

Design Intern

Digital Marketing Intern

Operations Intern

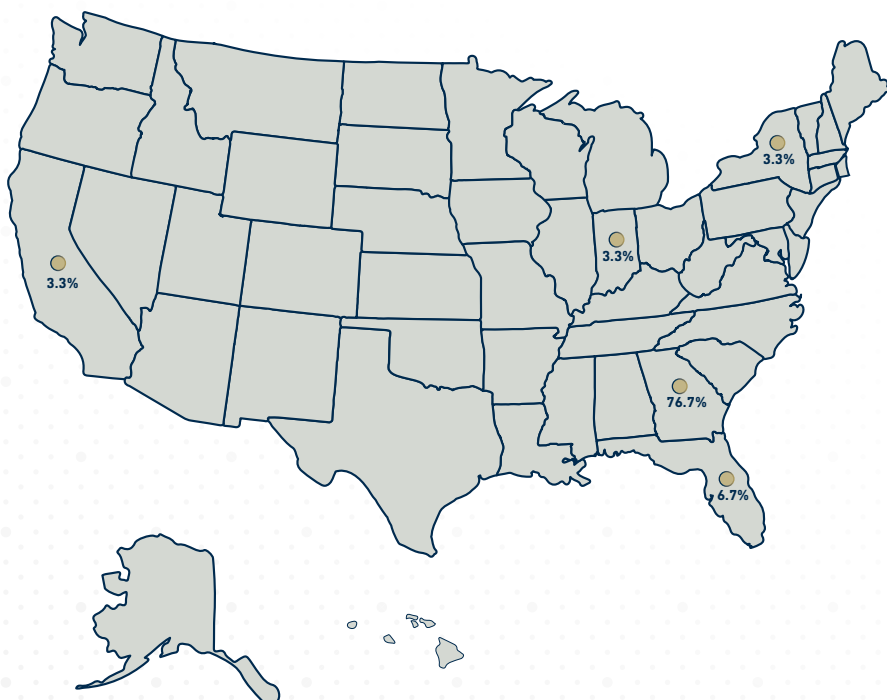
Sustainable & Digital Marketing Intern

UX/UI Intern

Visual Archives Intern

VR Software Engineering Intern

Co-op and Internship Hiring Locations



State by Region	State	%
Middle Atlantic	NY	3.3%
Midwest	IN	3.3%
Pacific	CA	3.3%
South	FL GA	6.7% 76.7%
Other	Other	6.7%
Grand Total		100.0%

Internship Average Hourly Rates

Degree Program	Summer 2023 Internship	Fall 2023 Internship	Spring 2024 Internship
Architecture	\$16.10	\$15.33	-
Building Construction	-	-	\$20.00
Industrial Design	\$16.57	\$19.50	\$18.33
Music Technology	\$26.59	-	-

Graduate Internships

Internship Enrollment by Major

Architectural Technology	42
Building Construction	20
Industrial Design	13
Music Technology	<10
City Planning	<10
Human-Computer Interaction	<10
Geographic Info Science & Tech	<10
Urban Analytics	<10
City & Regional Planning	<10
Architecture	<10

Position Types & Hiring Companies

INTERNSHIP HIRING COMPANIES

North Perimeter Contractors, LLC

Roper - GE Appliances a Haier Company

SEA Studios

Schroeder Architects

Hellmuth, Obata + Kassabaum, Inc. (HOK)

SOURCE

Lord, Aeck & Sargent, Inc.

H.J. Russell & Company

Ross Design, Inc.

Secretariat Advisors, LLC

COMMON INTERNSHIP TITLES

Architectural Designer

Architectural Student Intern

Architecture Intern

Construction Intern

Interaction Design Intern

Jr. Project Coordinator / Graduate Intern

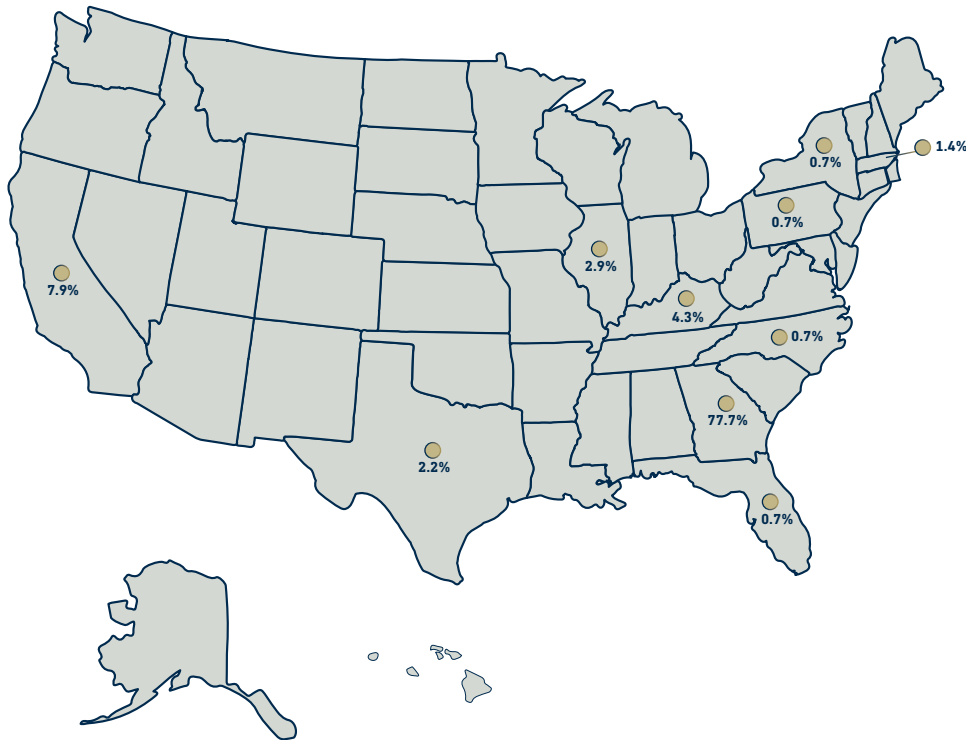
Programmer Intern

Project Management Intern

Transportation Planning Intern

UX Design Intern

Internship Hiring Locations



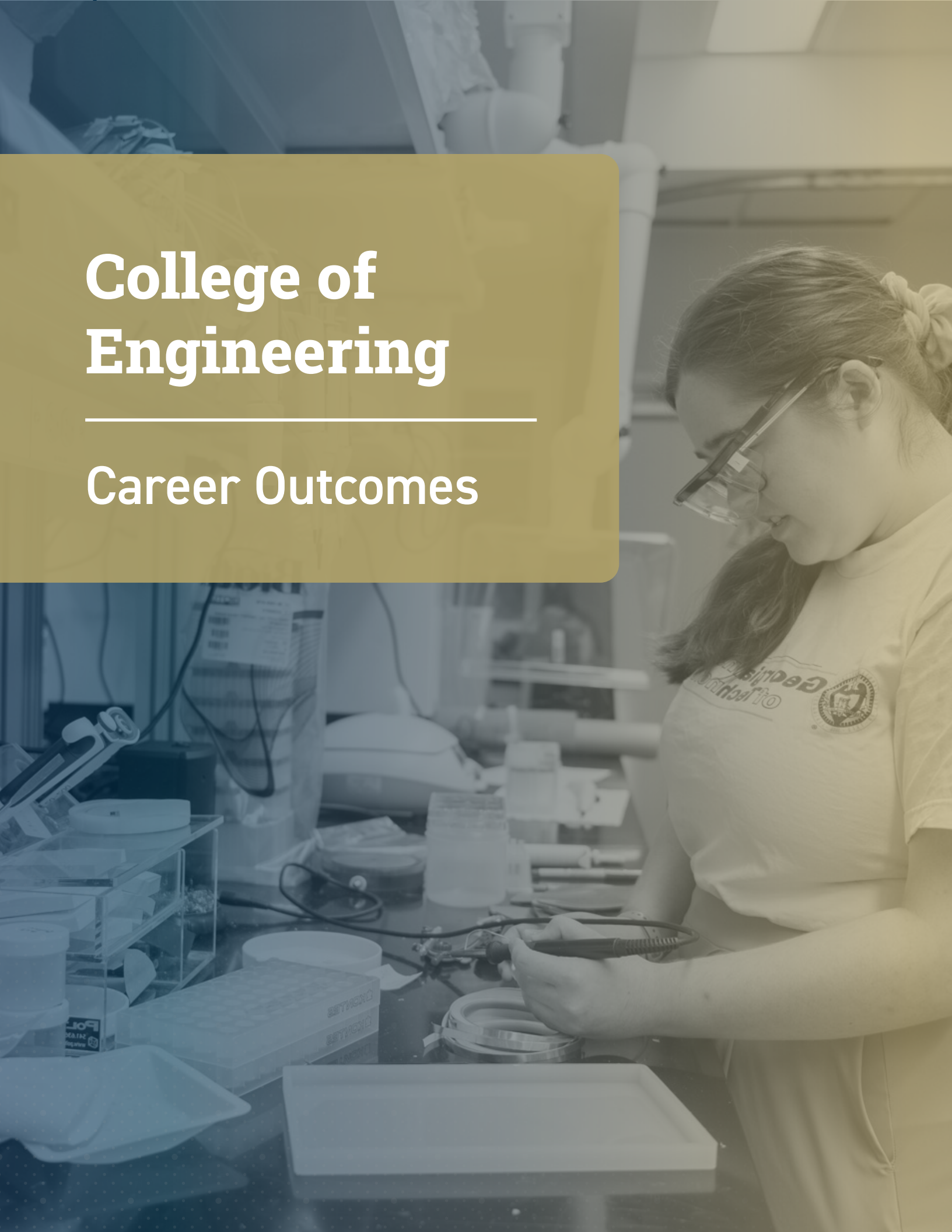
State by Region	State	%
East South Central	KY	4.3%
Middle Atlantic	NJ	0.7%
	NY	0.7%
	PA	0.7%
Midwest	IL	2.9%
Northeast	MA	1.4%
Pacific	CA	7.9%
South	FL	0.7%
	GA	77.7%
	NC	0.7%
West South Central	TX	2.2%
Grand Total		100.0%

Internship Average Hourly Rates

Degree Program	Summer 2023 Internship	Fall 2023 Internship	Spring 2024 Internship
Architectural Technology	\$22.83	\$24.48	\$25.26
Architecture	\$23.00	-	-
Building Construction	\$25.64	\$24.00	\$22.00
City & Regional Planning	\$25.00	-	-
City Planning	\$19.86	\$21.00	\$21.00
Geographic Info Science & Tech	\$32.55	\$25.00	-
Human-Computer Interaction	\$35.80	-	-
Industrial Design	\$23.47	\$25.00	\$36.00
Music Technology	\$46.01	\$31.20	\$59.00
Urban Analytics	\$37.50	-	-
Urban Design	-	\$25.00	-

College of Engineering

Career Outcomes



Salary by Degree Program

Degree Program	Level	Placement %	# of Responses	Median Salary	Salary (95th Percentile)	Signing Bonus
Aerospace Engineering	Bachelor's	81.3%	48	\$80,000	\$100,250	\$5,000
Aerospace Engineering	Master's	80.6%	62	\$97,000	\$130,000	\$4,928
Aerospace Engineering	Doctorate	75.0%	20	\$105,000	\$166,400	\$12,754
Applied Systems Engineering	Master's	100.0%	<10	-	-	-
Biomedical Engineering	Bachelor's	67.3%	55	\$80,000	\$111,450	\$5,151
Biomedical Engineering	Master's	30.0%	10	\$85,000	\$89,5000	\$10,000
Biomedical Engineering	Doctorate	100.0%	<10	\$99,000	\$99,000	\$2,463
Chemical and Biomolecular Engineering	Bachelor's	80.0%	55	\$84,000	\$100,500	\$7,135
Chemical Engineering	Master's	100.0%	<10	\$110,000	\$119,00	-
Chemical Engineering	Doctorate	83.3%	12	\$100,000	\$126,500	\$12,498
Civil Engineering	Bachelor's	86.5%	37	\$70,000	\$82,100	\$4,058
Civil Engineering	Master's	96.2%	26	\$78,000	\$103,900	\$5,072
Civil Engineering	Doctorate	75.0%	<10	\$75,500	\$124,250	-
Computer Engineering	Bachelor's	67.3%	49	\$98,000	\$141,650	\$10,000
Electrical & Computer Engineering	Master's	75.9%	83	\$119,000	\$170,250	\$12,319
Electrical & Computer Engineering	Doctorate	88.9%	27	\$130,000	\$190,000	\$30,000
Electrical Engineering	Bachelor's	70.7%	41	\$89,500	\$118,000	\$5,072
Engineering Science & Mechanics	Doctorate	0.0%	<10	-	-	-
Environmental Engineering	Bachelor's	92.3%	13	\$73,000	\$106,800	\$5,072
Environmental Engineering	Master's	100.0%	<10	\$66,000	\$66,000	-
Environmental Engineering	Doctorate	100.0%	<10	\$76,000	\$76,000	-
Industrial Engineering	Bachelor's	78.4%	139	\$85,000	\$114,850	\$8,475
Industrial Engineering	Master's	78.6%	14	\$87,000	\$115,200	\$6,427
Industrial Engineering	Doctorate	66.7%	<10	\$155,000	\$168,500	\$35,000
Materials Science & Engineering	Bachelor's	77.3%	22	\$78,500	\$104,750	\$4,710
Materials Science & Engineering	Master's	0.0%	<10	-	-	-
Materials Science & Engineering	Doctorate	100.0%	<10	\$88,500	\$133,550	-
Mechanical Engineering	Bachelor's	82.2%	146	\$80,000	\$119,350	\$5,085
Mechanical Engineering	Master's	67.4%	46	\$90,000	\$116,800	\$5,072
Mechanical Engineering	Doctorate	100.0%	12	\$93,500	\$158,100	\$17,500

Salary by Degree Program

Degree Program	Level	Placement %	# of Responses	Median Salary	Salary (95th Percentile)	Signing Bonus
Medical Physics	Master's	80.0%	<10	\$72,000	\$187,200	\$25,225
Nuclear & Radiological Engineering	Bachelor's	100.0%	<10	\$73,000	\$82,000	\$10,000
Nuclear Engineering	Master's	100.0%	<10	\$87,000	\$87,000	-
Nuclear Engineering	Doctorate	100.0%	<10	\$111,000	\$146,100	-
Operations Research	Master's	40.0%	<10	\$115,500	\$146,550	\$5,016
Operations Research	Doctorate	100.0%	<10	\$168,000	\$178,000	\$15,254
Supply Chain Engineering	Master's	54.5%	11	\$97,000	\$97,800	\$33,043

Hiring Employers & Job Titles: Bachelor's

EMPLOYERS
Lockheed Martin
Manhattan Associates
Capital One
SpaceX
AT&T
Tesla
Amazon
Microsoft
Northrop Grumman
Accenture
Caterpillar
ExxonMobil
GE Vernova
Medtronic
US Navy
Alvarez & Marsal
Apple
Deloitte
Epic Systems
GE Aerospace
Insight Sourcing Group
Intel
KPMG
Proctor & Gamble
Southwire

JOB TITLES
Aeronautical Engineer
Analyst
Application Engineer
Application Specialist
Associate
Associate Consultant
Associate Engineer
Business Analyst
Civil Analyst
Consultant
Data Scientist
Edison Engineer
Electrical Engineer
Engineer
Engineer I
Mechanical Design Engineer
Mechanical Engineer
Process Engineer
Project Engineer
R&D Engineer
Software Engineer
Student Naval Aviator
Systems Engineer

Hiring Employers & Job Titles: Master's

EMPLOYERS
Apple
GE Vernova
GE Aerospace
Intel
Northrop Grumman
SpaceX
Amazon
Microsoft
Nvidia
Blue Origin
GTRI
Kimley-Horn
Lockheed Martin
Qualcomm
Tesla
The Boeing Company
Uzun+Case
AECOM
AMD
Abbott
Aerospace Corporation
Air Force

JOB TITLES
Acoustics Engineer
Adjunct Instructor
Aerospace Engineer / Test Analyst
Analog Design Engineer
Analytics Engineer
Application's Engineer
Assistant Facilities Engineer
Associate Engineer
Associate II
Associate Project Engineer
Associate Structural Engineer
Embedded Software Engineer
Engineer
Engineer I
Firmware Engineer
GNC Engineer
Innovation and Design Engineer
Manufacturing Engineer
Mechanical Engineer
Physical Design Engineer
Pilot
Principal Engineer
Propulsion Engineer
R&D S&E, Mechanical Engineer
Software Engineer
Structural Designer
Systems Engineer

Hiring Employers & Job Titles: Doctorate

EMPLOYERS
NASA Jet Propulsion Laboratory
Stanford University
Georgia Tech
AMVALOR
Amazon
Analog Devices Inc.
Ansys, Inc.
Applied Research Associates
Atkins Inc.
Auburn University
BASF Corporation
Biamp Systems, LLC
Blue Origin
Boston Consulting Group
Chevron
Cornell University
Databricks
Dow Chemicals
Emory Health
Emory University
Exponent
GE Aerospace
GTRI
3DGS

JOB TITLES
Acoustic Engineer
Advanced Lead Engineer / Performance Engineering
Aerospace Engineer
Assistant Professor
ATG Technical Fellow
Autonomous Systems Development Engineer
Civil Engineering Lecturer
Consultant
Data Scientist
Development Scientist
Digital Design Engineer
Dynamics Analyst
Hardware Engineer II
Instructional Consultant
Physical Design Engineer
Postdoctoral Researcher
Research Engineer II

Undergraduate Co-op and Internships

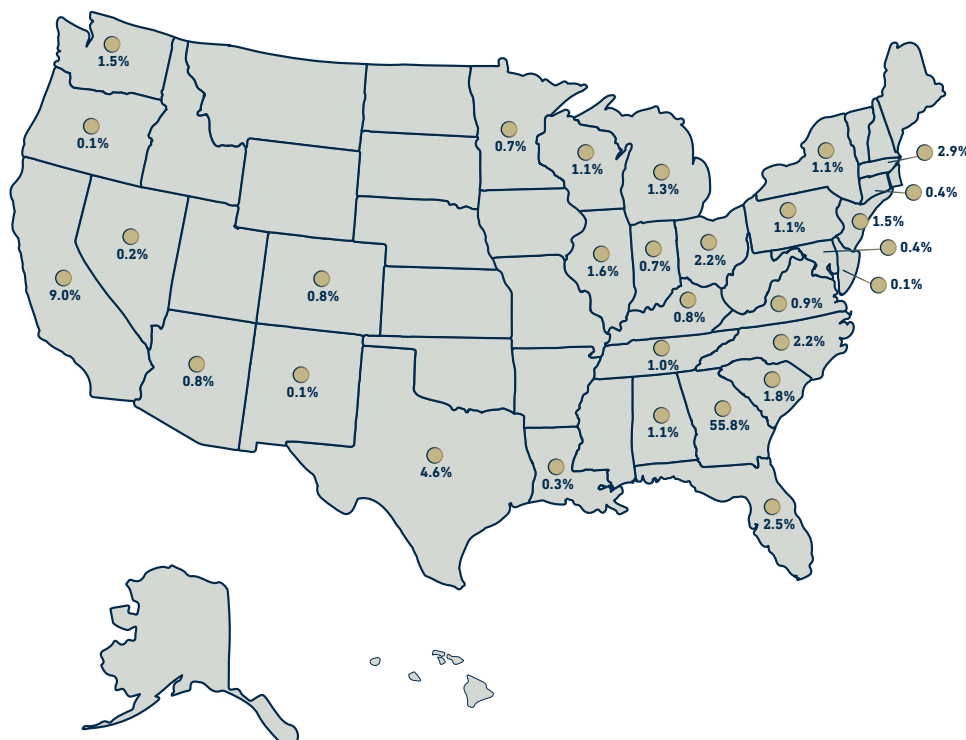
Co-op and Internship Enrollment by Major

Degree Program	Summer 2023 Undergraduate	Fall 2023 Undergraduate	Spring 2024 Undergraduate	Grand Total
Aerospace Engineering	73	51	42	166
Biomedical Engineering	94	26	53	173
Chemical and Biomolecular Engineering	75	31	26	132
Civil Engineering	28	6	3	37
Computer Engineering	74	8	21	103
Electrical Engineering	39	13	15	67
Environmental Engineering	8	5	4	17
Industrial Engineering	133	73	97	303
Materials Science & Engineering	19	6	3	28
Mechanical Engineering	201	116	107	424
Nuclear & Radiological Engineering	2	2	3	7

Co-op and Internship Position Types & Hiring Companies

CO-OP HIRING COMPANIES	INTERNSHIP HIRING COMPANIES	COMMON POSITION TITLES
Delta Air Lines	Tesla	Biomechanical Research Intern
Manhattan Associates	Georgia Tech Research Institute	Design Engineering Co-op
Georgia Tech Research Institute	NASA	Industrial Engineering Co-op
Chick-fil-A	Apple	Manufacturing Engineering Co-op
McKenney's	Kimberly-Clark	Material Logistics Co-op
Factory Automation Systems	SpaceX	Mechanical Engineering Co-op
Gulstream Aerospace	Amazon Robotics	Operations Engineer Co-op
Becton, Dickinson & Company (BD)	Rivian	Process Engineering Co-op
The Coca-Cola Company	GE Aerospace	Product Design Engineering Intern
BMW	Alcon	Propulsion Engineering Intern
		Quality Engineer Intern
		R&D Engineering Intern
		Software Engineering Intern
		Supply Chain Intern
		Systems Engineering Intern
		Technical Operations Co-op
		Technology Consulting Intern

Co-op and Internship Hiring Locations



State by Region	State	%
East South Central	AL	1.1%
	KY	0.8%
	TN	1.0%
Middle Atlantic	NJ	1.5%
	NY	1.1%
	PA	1.1%
Midwest	IL	1.6%
	IN	0.7%
	MI	1.3%
	OH	2.2%
	WI	1.1%
Northeast	CT	0.4%
	MA	2.9%
Pacific	CA	9.0%
	OR	0.1%
	WA	1.5%
South	DE	0.1%
	FL	2.5%
	GA	55.8%
	MD	0.4%
	NC	2.2%
	SC	1.8%
	VA	0.9%
West	AZ	0.8%
	CO	0.8%
	NV	0.2%
	NM	0.1%
West North Central	MN	0.7%
West South Cental	LA	0.3%
	TX	4.6%
Other	Other	1.3%
Grand Total		100.0%

Co-op and Internship Average Hourly Rates

Degree Program	Summer 2023 Co-op	Summer 2023 Internship	Fall 2023 Co-op	Fall 2023 Internship	Spring 2024 Co-op	Spring 2024 Internship
Aerospace Engineering	\$20.83	\$23.73	\$20.32	\$25.86	\$21.03	\$25.98
Biomedical Engineering	\$23.05	\$23.14	\$21.00	\$22.46	\$22.45	\$22.80
Chemical & Biomolecular Engineering	\$25.56	\$27.16	\$22.80	\$26.33	\$25.17	\$26.18
Civil Engineering	\$19.02	\$23.18	\$18.00	\$22.85	\$20.80	\$20.46
Computer Engineering	\$23.92	\$32.10	\$24.30	\$27.99	\$23.22	\$28.93
Electrical Engineering	\$23.27	\$30.02	\$23.25	\$30.25	\$25.05	\$30.51
Environmental Engineering	\$20.50	\$22.39	\$22.25	\$21.50	\$19.02	\$24.88
Industrial Engineering	\$22.03	\$28.86	\$22.51	\$25.30	\$22.03	\$25.37
Materials Science & Engineering	\$22.50	\$22.66	\$20.42	\$23.15	-	\$33.56
Mechanical Engineering	\$22.58	\$26.38	\$21.58	\$28.58	\$21.26	\$29.48
Nuclear & Radiological Engineering	-	\$22.72	-	\$24.81	-	\$25.69

Graduate Internships

Internship Enrollment by Major

Degree Program	Summer 2023 Masters	Summer 2023 Ph.D.	Fall 2023 Masters	Fall 2023 Ph.D.	Spring 2024 Masters	Spring 2024 Ph.D.	Grand Total
Aerospace Engineering	27	21	2	12	8	8	78
Analytics	12	-	4	-	1	-	17
Bioengineering	-	4	-	1	-	-	5
Biomedical Engineering	11	8	5	2	2	-	28
Biomedical Innovation/ Development	4	-	-	-	-	-	4
Chemical Engineering	2	14	1	2	-	-	19
Civil Engineering	28	6	11	1	2	1	49
Computational Science & Engineering	6	5	1	2	1	-	15
Cybersecurity	1	-	1	-	1	-	3
Electrical & Computer Engineering	118	79	48	17	25	13	300
Environmental Engineering	2	1	1	1	-	-	5
Health Systems	1	-	-	-	-	-	1
Industrial Engineering	25	8	12	1	-	2	48
Machine Learning	-	23	-	10	-	9	42
Materials Science & Engineering	3	6	1	3	2	3	18
Mechanical Engineering	62	8	5	4	34	2	115
Nuclear & Radiological Engineering	-	1	-	-	-	-	1
Operations Research	4	16	1	1	-	2	24
Quanta/Computational Fin	10	-	1	-	-	-	11
Robotics	20	11	1	3	1	1	37
Statistics	1	-	-	-	-	-	1
Supply Chain Engineering	23	-	9	-	2	-	34

Position Types & Hiring Companies

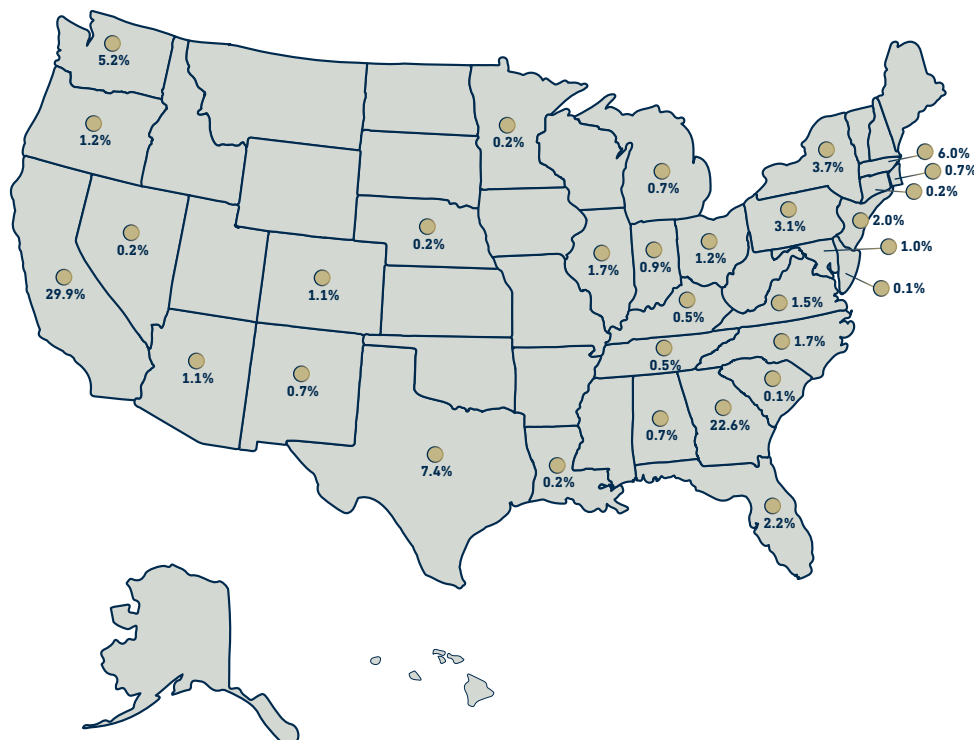
INTERNSHIP HIRING COMPANIES

Tesla
NVIDIA
Intel Corporation
Amazon
Apple
Qualcomm Inc.
NASA
AMD
Texas Instruments (TI)
Meta Platforms

COMMON INTERNSHIP TITLES

Applied Scientist Intern
Co-op Engineer
Engineering Intern
Graduate Technical Intern
Interim Engineering Intern
Power Electronics Intern
Research Intern
Research Scientist Intern
Software Engineering Intern
Supply Chain Intern

Internship Hiring Locations



State by Region	State	%
East South Central	AL TN	0.7%
		0.5%
Middle Atlantic	NJ NY PA	2.0%
		3.7%
		3.1%
Midwest	IL IN MI OH	1.7%
		0.9%
		0.7%
		1.2%
Northeast	CT MA RI	0.2%
		6.0%
		0.7%
Pacific	CA OR WA	29.9%
		1.2%
		6.5%
South	DE FL GA MD NC SC VA	0.1%
		2.2%
		22.6%
		1.0%
		1.7%
		0.1%
West	AZ CO NV NM	1.1%
		1.1%
		0.2%
		0.7%
West North Central	MN NE	0.2%
		0.2%
West South Cental	LA TX	0.2%
		7.4%
Other	Other	1.5%
Grand Total		100.0%

Internship Average Hourly Rates

Degree Program	Summer 2023 Internship	Fall 2023 Internship	Spring 2024 Internship
Aerospace Engineering	\$36.17	\$35.77	\$39.52
Analytics	\$36.17	\$29.00	\$40.00
Bioengineering	\$40.00	-	-
Biomedical Engineering	\$34.05	\$33.72	\$22.00
Biomedical Innovation/Development	\$22.00	-	-
Chemical Engineering	\$44.46	\$37.12	-
Civil Engineering	\$27.34	\$25.73	\$25.33
Computational Science & Engineering	\$43.94	\$59.98	\$20.77
Cybersecurity	\$32.00	\$32.00	\$32.00
Electrical & Computer Engineering	\$46.63	\$47.52	\$42.85
Environmental Engineering	\$31.00	\$28.50	-
Health Systems	\$15.00	-	-
Industrial Engineering	\$34.26	\$30.13	\$38.50
Machine Learning	\$55.75	\$59.78	\$50.99
Materials Science & Engineering	\$43.36	\$42.75	\$38.06
Mechanical Engineering	\$36.52	\$40.38	\$36.86
Nuclear Engineering	\$30.00	-	-
Operations Research	\$48.09	\$38.34	\$65.84
Quanta/Computation Fin	\$50.42	\$45.00	-
Robotics	\$39.88	\$55.24	\$40.00
Statistics	\$37.00	-	-
Supply Chain Engineering	\$32.42	\$31.67	\$32.79

College of Sciences

Career Outcomes



Salary by Degree Program

Degree Program	Level	Placement %	# of Responses	Median Salary	Salary (95th Percentile)	Signing Bonus
Applied Physiology	Doctorate	50.0%	<10	\$100,000	\$100,000	-
Atmospheric & Oceanic Sciences	Bachelor's	100.0%	<10	\$74,000	\$74,000	-
Biochemistry	Bachelor's	36.4%	11	\$58,000	\$75,100	\$5,105
Bioinformatics	Master's	30.8%	13	\$79,500	\$114,750	\$2,464
Bioinformatics	Doctorate	75.0%	<10	\$94,000	\$112,900	-
Biology	Bachelor's	56.5%	23	\$40,000	\$81,500	\$3,885
Biology	Master's	0.0%	<10	-	-	-
Biology	Doctorate	100.0%	<10	\$192,000	\$192,750	\$30,000
Chemistry	Bachelor's	66.7%	<10	\$63,500	\$71,150	-
Chemistry	Doctorate	100.0%	11	\$110,000	\$147,500	\$30,000
Earth & Atmospheric Sciences	Bachelor's	33.3%	<10	\$82,000	\$82,000	-
Earth & Atmospheric Sciences	Master's	100.0%	<10	\$77,500	\$84,250	\$7,536
Earth & Atmospheric Sciences	Doctorate	100.0%	<10	\$87,000	\$87,000	-
Mathematics	Bachelor's	73.7%	19	\$96,000	\$187,850	\$14,312
Mathematics	Master's	0.0%	<10	-	-	-
Mathematics	Doctorate	71.4%	<10	\$75,000	\$114,800	\$11,014
Neuroscience	Bachelor's	78.6%	14	\$44,000	\$94,200	\$5,089
Physics	Bachelor's	42.9%	<10	\$86,500	\$90,550	-
Physics	Master's	0.0%	<10	-	-	-
Physics	Doctorate	0.0%	<10	-	-	-
Psychology	Bachelor's	50.0%	<10	\$86,500	\$90,550	\$5,463
Psychology	Master's	0.0%	<10	-	-	-
Psychology	Doctorate	100.0%	<10	\$117,500	\$119,750	-
Quantitative Biosciences	Doctorate	66.7%	<10	\$88,000	\$93,400	-

Hiring Employers & Job Titles: Bachelor's

EMPLOYERS
EPIC
GTRI
Capital Dermatology
CDC
Citadel Securities
Delta Air Lines
Department of Defense
AArete
Elizabeth Norton
Emory
Ethicon
FOCUS
GI Care for Kids
Allstate
Florida State University
Honeywell
Imerys
Jump Trading
Kimberly-Clark
Kimley-Horn
McKinsey & Company
Mercer Consulting
Dr. Michael K Landers

JOB TITLES
Actuarial Analyst
Actuarial Assistant
Analyst
Analytical Staff Scientist
Associate Specialist - Engineer
Associated Scientist
Business Analyst
Customer Marketing Specialist
Electromagnetic Physicist
Environmental Science
Health Consulting Analyst
Materials Engineer
Medical Assistant
Missionary
Office Assistant
ORISE Fellow
Patient Care Tech
Production Shift Supervisor
Project Manager
Quantitative Researcher
Registered Behavioral Therapist
Regulatory Affairs Specialist
Research Coordinator
Research Scientist I
Research Technician
Scientist
Scientist 1 / Analyst 4
Senior Meteorologist
Software Developer
Software Engineer
Teaching Fellow
Trader
Tutor

Hiring Employers & Job Titles: Master's and Doctorate

EMPLOYERS
Merck
BASF
Bain and Company
Booz Allen Hamilton
CDC
College of Staten Island (CUNY)
Department of Energy
Epic Systems
Exponent Inc.
Georgia Tech
Intel Corporation
International Flavor and Fragrances
Louisiana State University
Medical Research Council
Art of Problem Solving
Micron Technology
Morgan State University
NRC-RAP/US Naval Research Lab
NextEra Energy
Panasonic
Pluton Biosciences
Sandia National Laboratories

JOB TITLES
Assistant Professor
Associate Resource Modeling Analyst
Bioinformatician
Bioinformaticist
Bioinformatics Specialist
Consultant
Doctoral Lecturer
Fellow
PhD Leadership Developer
Postdoctoral Fellow
Postdoctoral Researcher
Postdoctoral Scientist
Process Development Engineer
Process Engineer
Quantitative Reseracher
Research Consultant
Research Scientist
Research Scientist I
Scientist
Scientist II
Software Engineer
Sr. Bioinformatics Analyst
Technical Solutions Engineer

Undergraduate Co-op and Internships

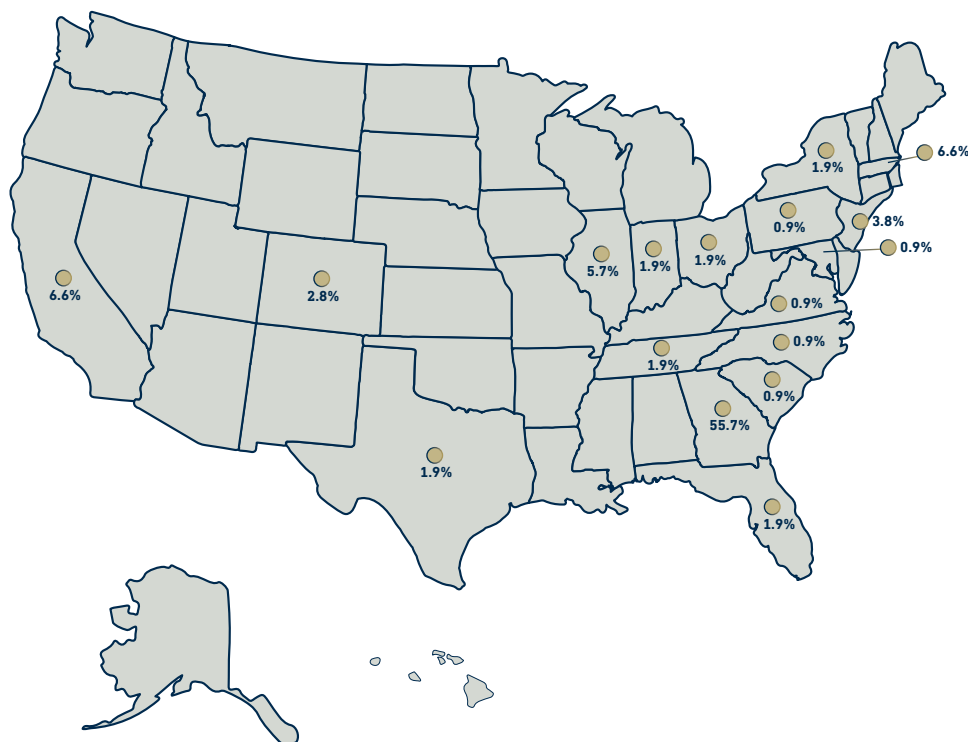
Co-op and Internship Enrollment by Major

Degree Program	Summer 2023 Undergraduate	Fall 2023 Undergraduate	Spring 2024 Undergraduate	Grand Total
Applied Physics	2	1	-	3
Biochemistry	3	3	3	9
Biology	9	1	4	14
Chemistry	1	3	2	6
Earth & Atmospheric Sciences	3	1	2	6
Mathematics	10	7	3	20
Neuroscience	9	4	2	15
Physics	10	1	1	12
Psychology	4	3	1	8

Co-op and Internship Position Types & Hiring Companies

CO-OP HIRING COMPANIES	INTERNSHIP HIRING COMPANIES	COMMON POSITION TITLES
Delta Air Lines	Georgia Tech Research Institute	Antigen Design Intern
NASA	Amazon	Biologist Intern
Chick-fil-A	Bristol-Myers Squibb	Chemical R&D Research Intern
Georgia Tech Research Institute	National Renewable Energy Laboratory	Clinical Research Intern
	Argonne National Laboratory	Data Analyst Co-op
	ScribeAmerica	Data Science Intern
	Simons Foundation	Human Genomics Research Intern
	Unum	Information Technology Intern
	Ginko Bioworks	Medicinal Chemistry Co-op
	Johnson & Johnson	Selection and Strain Improvement Co-op
		TechOps Material Planning Co-op

Co-op and Internship Hiring Locations



State by Region	State	%
East South Central	TN	1.9%
Middle Atlantic	NJ	3.8%
	NY	1.9%
	PA	0.9%
Midwest	IL	5.7%
	IN	1.9%
	OH	1.9%
Northeast	MA	6.6%
Pacific	CA	6.6%
South	FL	1.9%
	GA	55.7%
	MD	0.9%
	NC	0.9%
	SC	0.9%
	VA	0.9%
West	CO	2.8%
West South Cental	TX	1.9%
Other	Other	2.8%
Grand Total		100.0%

Co-op and Internship Average Hourly Rates

Degree Program	Summer 2023 Co-op	Summer 2023 Internship	Fall 2023 Co-op	Fall 2023 Internship	Spring 2024 Co-op	Spring 2024 Internship
Applied Physic	-	\$23.20	-	-	-	-
Biochemistry	-	\$28.50	-	\$24.33	-	\$24.33
Biology	-	\$19.47	-	\$26.00	-	\$17.50
Chemistry	-	\$24.50	\$24.00	\$19.88	-	\$18.75
Earth & Atmospheric Sciences	-	\$11.85	-	-	\$20.80	-
Mathematics	-	\$27.43	\$22.44	\$23.04	\$19.02	\$25.50
Neuroscience	\$18.29	\$20.40	\$21.18	\$28.00	-	\$16.50
Physics	-	\$24.35	\$22.24	-	\$23.24	-
Psychology	-	\$17.75	\$20.40	\$16.50	-	-

Graduate Internships

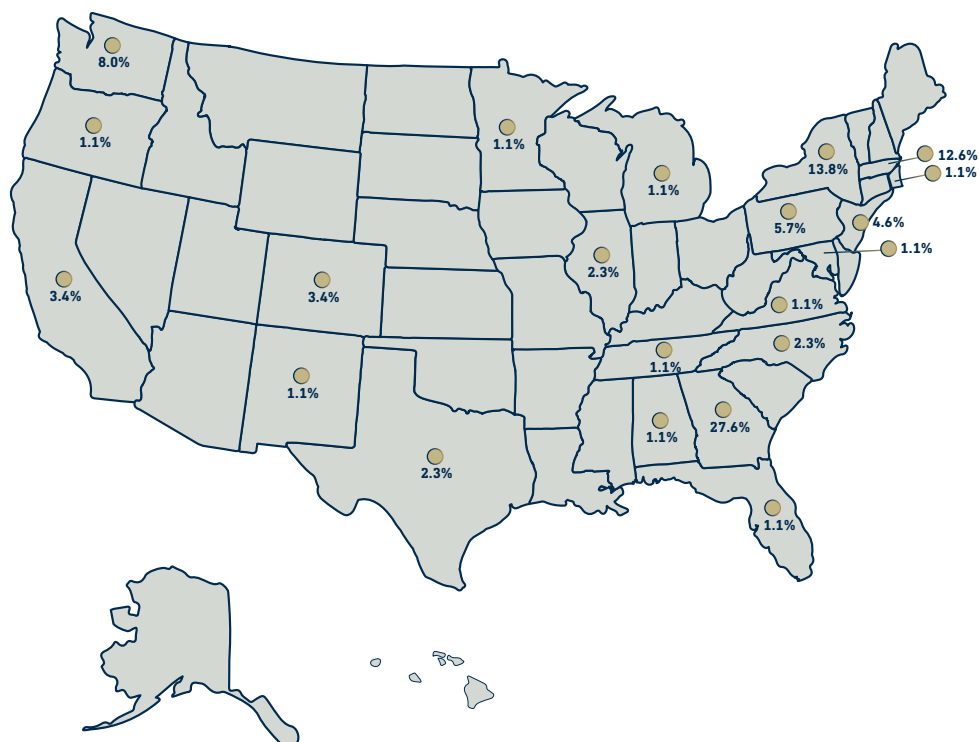
Internship Enrollment by Major

Degree Program	Summer 2023 Master's	Summer 2023 Ph.D.	Fall 2023 Master's	Fall 2023 Ph.D.	Spring 2024 Master's	Spring 2024 Ph.D.	Grand Total
Algorithm, Combinatorics & Optimization	-	1	-	-	-	-	1
Bioinformatics	14	1	10	1	1	1	28
Biology	1	2	-	-	-	-	3
Chemistry	-	3	-	-	-	-	3
Computational Science & Engineering	1	-	3	-	3	-	7
Earth & Atmospheric Sciences	-	5	-	-	1	-	6
Human-Computer Interaction	-	-	-	-	1	-	1
Machine Learning	-	1	-	1	-	-	2
Physics	-	3	-	-	-	-	3
Quanta/Computation Fin	14	-	2	-	1	-	17
Quantitative Biosciences	-	1	-	1	-	1	3
Robotics	2	-	-	-	-	-	2
Statistics	2	-	-	-	-	-	2

Position Types & Hiring Companies

INTERNSHIP HIRING COMPANIES	COMMON INTERNSHIP TITLES
Regeneron Pharmaceuticals, Inc.	Bioinformatics Intern
ATGWORK	Computational Biology Co-op
Cellarity	Computational Biology Intern
Centers for Disease Control and Prevention (CDC)	Co-op Computational Immunology
SESCO Enterprises	Junior Quantitative Engineer
Novelis Inc.	ORISE Fellow
Moderna Therapeutics	Research Assistant
Takeda	Research Scientist Intern
Amazon.com	SFI Research Intern
Tesla	Software Engineer

Internship Hiring Locations



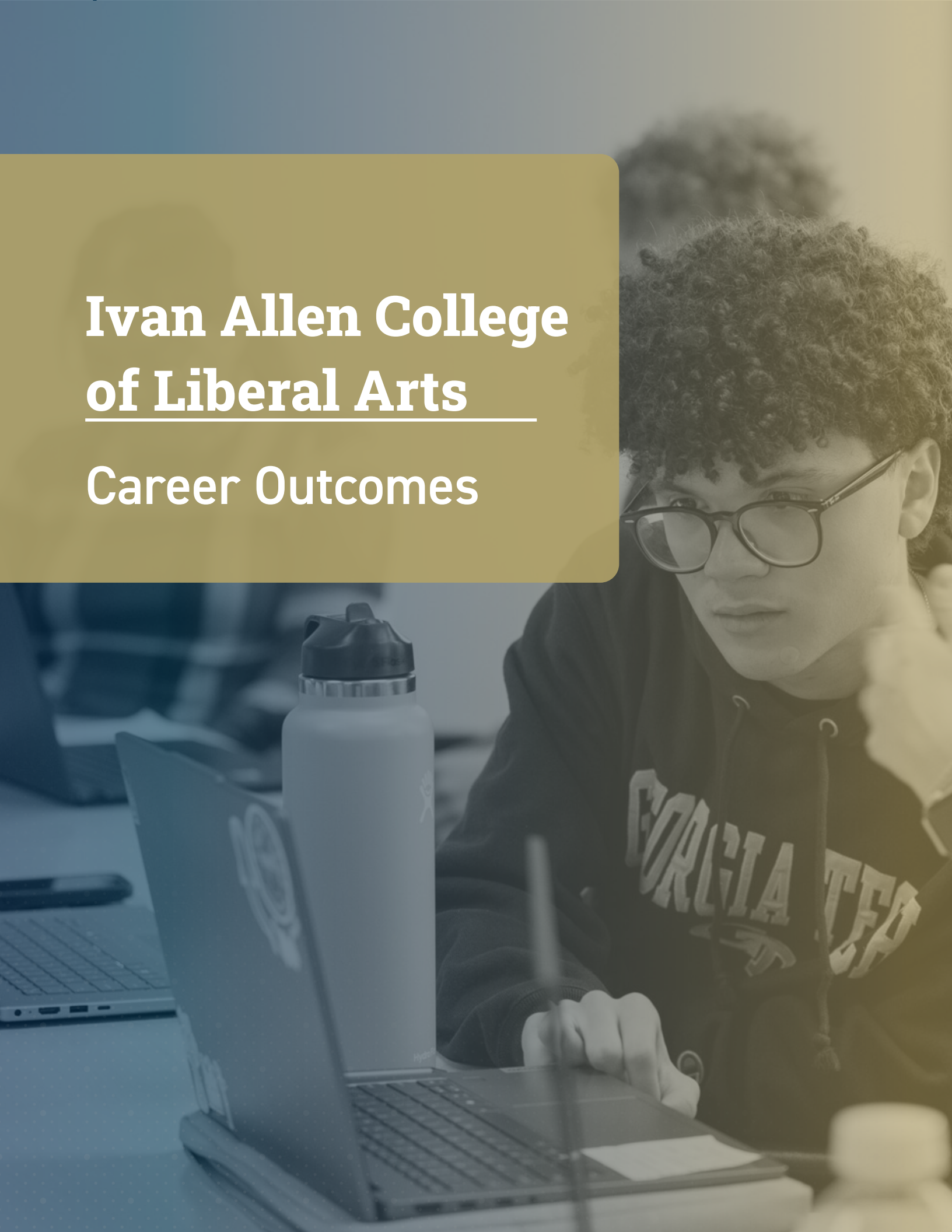
State by Region	State	%
East South Central	AL	1.1%
	TN	1.1%
Middle Atlantic	NJ	4.6%
	NY	13.8%
	PA	5.7%
Midwest	IL	2.3%
	MI	1.1%
Northeast	MA	12.6%
	RI	1.1%
Pacific	CA	3.4%
	OR	1.1%
	WA	8.0%
South	FL	1.1%
	GA	27.6%
	MD	1.1%
	NC	2.3%
West	CO	3.4%
	NM	1.1%
West North Central	MN	1.1%
West South Central	TX	2.3%
Other	Other	2.3%
Grand Total		100.0%

Internship Average Hourly Rates

Degree Program	Summer 2023 Internship	Fall 2023 Internship	Spring 2024 Internship
Algorithm, Combinatorics, & Optimization	\$62.12	-	-
Bioinformatics	\$29.34	\$29.77	\$23.45
Biology	\$66.97	-	-
Chemistry	\$38.96	-	-
Computational Science & Engineering	\$35.75	\$26.67	\$29.00
Earth & Atmospheric Sciences	\$24.33	-	-
Human-Computer Interaction	-	\$15.00	-
Machine Learning	\$38.75	\$75.03	-
Physics	\$48.00	-	-
Quanta/Computation Fin	\$40.30	\$56.00	\$34.00
Quantitative Biosciences	\$43.50	-	-
Robotics	\$33.66	-	-
Statistics	\$26.00	-	-

Ivan Allen College of Liberal Arts

Career Outcomes



Salary by Degree Program

Degree Program	Level	Placement %	# of Responses	Median Salary	Salary (95th Percentile)	Signing Bonus
Applied Language / Intercultural Studies	Bachelor's	75.0%	<10	\$81,000	\$83,700	-
Applied Language / Intercultural Studies	Master's	0.0%	<10	-	-	-
Digital Media	Master's	66.7%	<10	\$75,000	\$94,800	-
Digital Media	Doctorate	100.0%	<10	\$125,000	\$125,000	-
Economics & International Affairs	Bachelor's	100.0%	<10	\$83,000	\$93,000	\$10,000
Economics	Bachelor's	80.0%	<10	\$80,000	\$95,300	\$44,107
Economics	Master's	50.0%	<10	\$16,000	\$16,000	-
Global Development	Master's	0.0%	<10	-	-	-
Global Econ / Modern Language	Bachelor's	50.0%	<10	\$60,000	\$60,000	-
Global Media and Cultures	Master's	0.0%	-	-	-	-
History and Sociology of Tech & Science	Master's	100.0%	<10	\$95,000	\$95,000	-
History and Sociology of Tech & Science	Doctorate	100.0%	<10	\$68,000	\$68,000	-
History, Technology, & Society	Bachelor's	100.0%	<10	\$74,000	\$74,000	\$90,508
International Affairs & Modern Languages	Bachelor's	100.0%	<10	\$82,000	\$82,000	\$7,101
International Affairs	Bachelor's	71.4%	<10	\$50,000	\$80,050	\$7,536
International Affairs	Master's	0.0%	<10	-	-	-
International Security	Master's	100.0%	<10	\$86,000	\$148,100	-
Literature, Media, & Communication	Bachelor's	45.5%	11	\$70,000	\$71,600	\$4,238
Public Policy	Bachelor's	30.0%	10	\$80,000	\$120,500	\$4,746
Public Policy	Master's	100.0%	<10	\$68,000	\$68,000	-
Public Policy	Doctorate	100.0%	<10	\$170,000	\$197,700	-
Sustainable Energy & Environmental Management	Master's	100.0%	<10	\$107,500	\$132,250	\$5,085

Hiring Employers & Job Titles

Undergraduates

EMPLOYERS
Guidehouse
KPMG
Alvarez & Marsal
Arup
Assa Insurance
BlackRock
Bloomberg
Buck Consulting
Computer Aid
Consumer Financial Protective Bureau
Deloitte
ExxonMobil
GE Vernova
Georgia Tech
Invesco
JPMorgan
KI Professionals
PGA Tour
SpaceWork Enterprises
Teach for America
The Carter Center
Truist Financial
Walt Disney

JOB TITLES
Analyst
Associate Consultant
Global Trader
Production Assistant
User Experience Designer

Master's and Doctorate

EMPLOYERS
Cadmus Group
DeKalb County Schools
Estelle + Boots
FanDuel
Georgia Department of Community Affairs
Lawrence Livermore National Lab
McKinsey
Princeton University
Strickland & Schwartz
US Army

JOB TITLES
Program Manager
Research Associate
Senior Analyst

Undergraduate Co-op and Internships

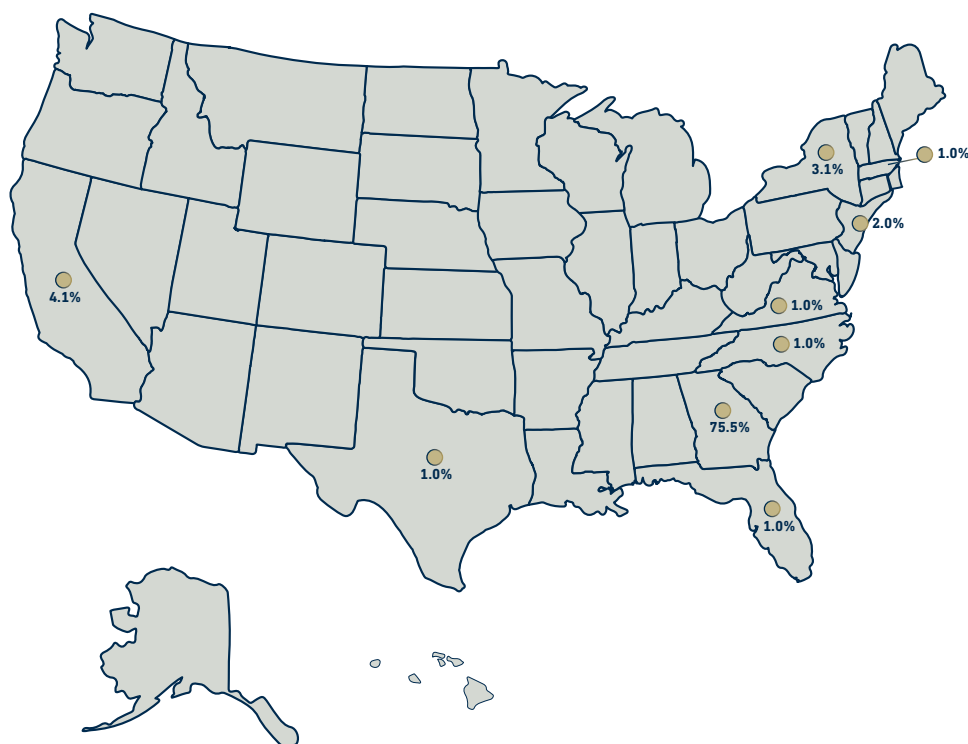
Co-op and Internship Enrollment by Major

Degree Program	Summer 2023 Undergraduate	Fall 2023 Undergraduate	Spring 2024 Undergraduate	Grand Total
Computational Media	6	5	-	11
Economics & International Affairs	3	-	1	4
Economics	3	3	1	7
Global Economics / Modern Languages	1	3	-	4
History, Technology, & Society	3	12	7	22
International Affairs & Modern Languages	4	1	3	8
International Affairs	6	1	-	7
Literature, Media, & Communication	7	6	4	17
Public Policy	4	1	2	7

Co-op and Internship Position Types & Hiring Companies

CO-OP HIRING COMPANIES	INTERNSHIP HIRING COMPANIES	COMMON POSITION TITLES
Delta Air Lines	The National Center for Civil Human Rights	Brand Experience Co-op
Chick-fil-A	Parker Executive Search	Business Development Intern
Building Maintenance Optimization Group	GTAA Information Technology	Congressional Intern
Dennis Group	International Rescue Committee	Digital Transformation and Technology Co-op
Georgia Tech Research Institute	Childhood Cancer Society	Financial Planning & Analyst Intern
	Brasfield & Gorrie	Interaction Design Intern
	Porsche Cars North America	Marketing and Communication Co-op
	The Carter Center	Policy and Governmental Affairs Intern
	Woodward Diversified Capital	Sustainability Intern
	Georgia Tech	UX/UI Intern

Co-op and Internship Hiring Locations



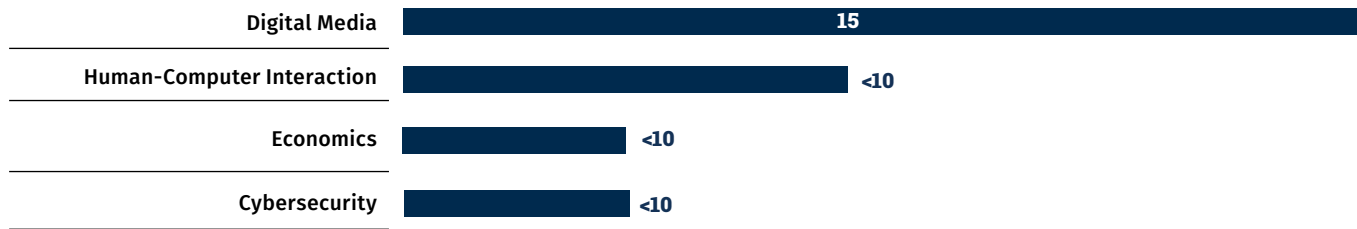
State by Region	State	%
Middle Atlantic	NJ	2.0%
	NY	3.1%
Northeast	MA	1.0%
Pacific	CA	4.1%
South	FL	1.0%
	GA	75.5%
	NC	1.0%
	VA	1.0%
West South Cental	TX	1.0%
Other	Other	1.0%
Grand Total		100.0%

Co-op and Internship Average Hourly Rates

Degree Program	Summer 2023 Co-op	Summer 2023 Internship	Fall 2023 Co-op	Fall 2023 Internship	Spring 2024 Co-op	Spring 2024 Internship
Computational Media	-	\$28.33	\$31.50	\$27.96	-	-
Economics & International Affairs	-	\$18.00	-	-	-	\$18.36
Economics	-	\$27.69	-	-	-	\$28.85
Global Economics / Modern Languages	-	-	\$20.00	-	-	-
History, Technology, & Society	-	\$17.50	-	\$19.33	-	\$18.25
International Affairs & Modern Languages	-	\$15.38	-	\$15.00	\$19.02	\$15.00
International Affairs	\$19.51	\$17.00	\$20.90	-	-	-
Literature, Media, & Communications	-	\$18.75	\$19.00	\$15.50	-	\$32.00
Public Policy	-	\$13.07	-	\$9.00	-	\$24.30

Graduate Internships

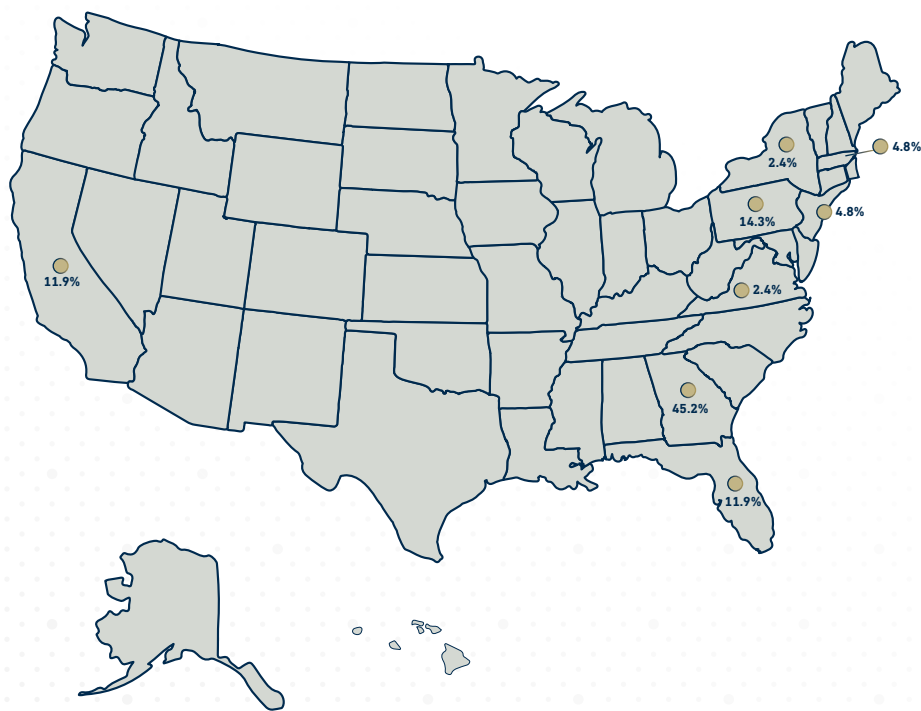
Internship Enrollment by Major



Position Types & Hiring Companies

INTERNSHIP HIRING COMPANIES	COMMON INTERNSHIP TITLES
Prophia	Creative Design Intern
Georgia Clinical and Translational Science Alliance	Data Science Associate
Carnegie Mellon University	Mobile App Design and Development Intern
Masonite	Product Design Intern
Tesla	Research Analyst
Haydenfilms Institute (HFI)	Tech Intern
New York Life Insurance	UI/UX Data Science Associate
Gumbel Demand Acceleration	User Experience Intern
MerchantE	UX Design Intern
PwC	

Internship Hiring Locations



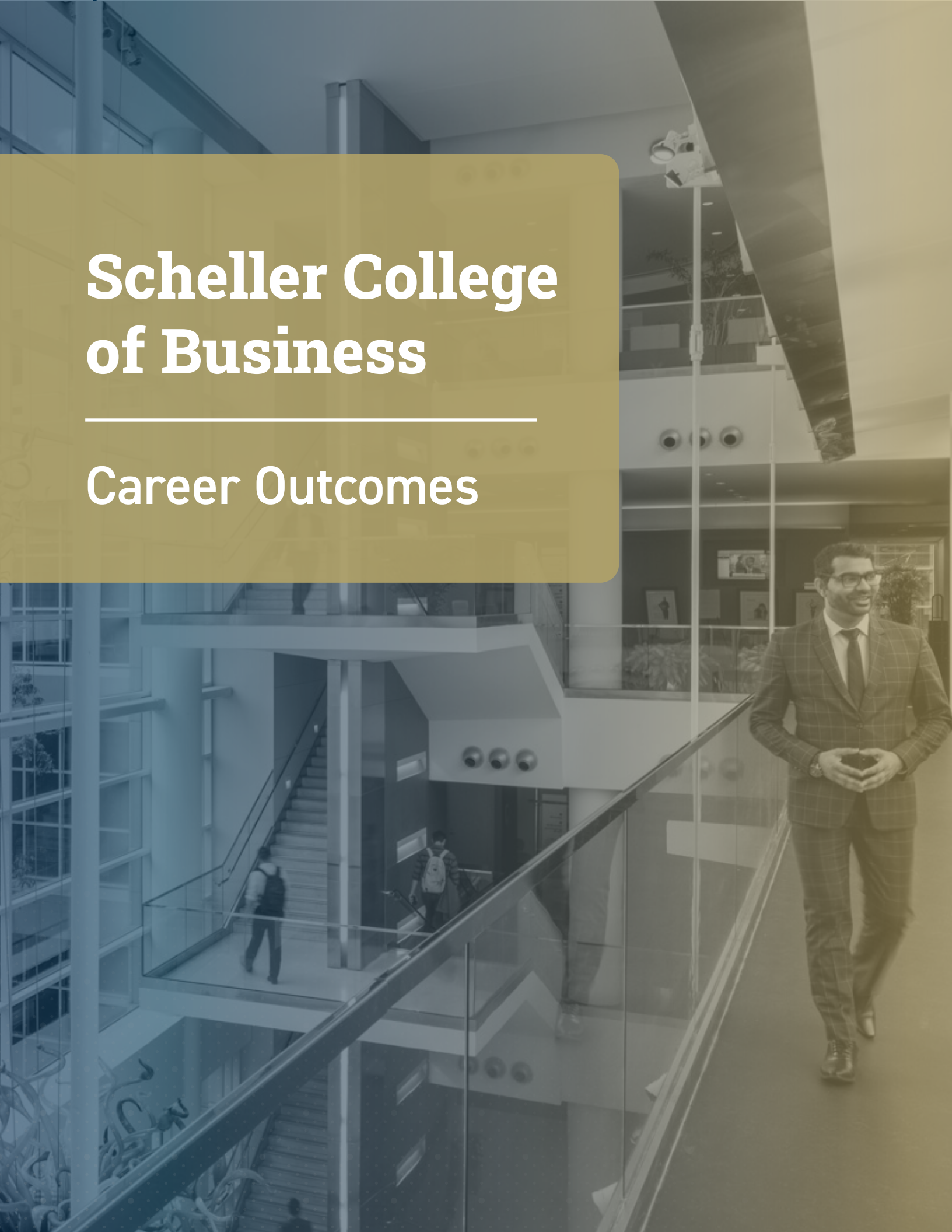
State by Region	State	%
Middle Atlantic	NJ	4.8%
	NY	2.4%
	PA	14.3%
Northeast	MA	4.8%
Pacific	CA	2.4%
South	FL	11.9%
	GA	45.2%
	VA	2.4%
Other	Other	2.4%
Grand Total		100.0%

Internship Average Hourly Rates

Degree Program	Summer 2023 Internship	Fall 2023 Internship	Spring 2024 Internship
Cybersecurity	\$39.33	-	-
Digital Media	\$31.68	\$35.04	\$47.97
Economics	\$30.00	\$23.50	\$40.00
Human-Computer Interaction	\$32.00	\$28.50	\$28.50
International Affairs, Science, & Technology	\$90.00	-	-

Scheller College of Business

Career Outcomes



Salary by Degree Program

Degree Program	Level	Placement %	# of Responses	Median Salary	Salary (95th Percentile)	Signing Bonus
Business Administration	Bachelor's	73.9%	153	\$78,000	\$110,000	\$8,406
Business Administration	Master's	88.2%	68	\$137,500	\$190,900	\$20,126
Management	Doctorate	100.0%	<10	\$216,500	\$222,350	-
Management of Technology	Master's	91.7%	12	\$147,000	\$216,100	\$100,000
MBA-Global Business	Master's	100.0%	13	\$150,000	\$228,800	\$60,000

Hiring Employers & Job Titles: Bachelor's

EMPLOYERS

PwC
Truist Securities
Goldman Sachs
KPMG
The Home Depot
Accenture
Bank of America
Capital One
Abercrombie & Fitch
Alaska Airlines
Allen & Associates
Alvarez & Marsal
Anheuser-Busch
Beacon Consulting
Bennett Thrasher
Berkley Research Group
Blackrock
Buckhead Church
CHIRP Sports

JOB TITLES

Accounting Professional
Advisory Associate
Alternative Investment Senior Analyst
Analyst
Associate
Associate Digital Product Manager
Audit Accounting Staff
Business Analyst
Client Service Analyst
Commercial Analyst
Compliance Analyst
Consultant
Equity Research Associate
Financial Advisor
Financial Analyst
Global Banking & Marketing
Insurance Underwriter
Investment Banking Analyst
Private Credit Analyst
Product Management Associate
Senior Analyst
Technology Leadership Analyst

Hiring Employers & Job Titles: Master's and Doctorate

EMPLOYERS
UPS
Honeywell
Inspire Brands
AGCO Corporation
Accenture
Alix Partners
Alvarez & Marsal
Amazon
Bain & Company
C.D. Moody Construction
Chick-fil-A
Cognizant
Cox Communications
Deloitte
Delta Air Lines
EY Parthenon
Ferguson LLC
GTRI
Georgia Pacific
Google
IBM
Jabian Consulting
LZRD Tech

JOB TITLES
Account Executive
Associate
Associate Director
Consultant
Development Principal
Digital Solutions Lead
Director
Director of Software Development
Financial Analyst
Lead Insight Analyst
Management Consultant
Marketing Strategist
MBA Associate
Product Manager
Sales Executive
Senior Consultant
Senior Manager
Senior Marketing Specialist
Senior Staff Engineer
Technical Program Manager
Vice President

Undergraduate Co-op and Internships

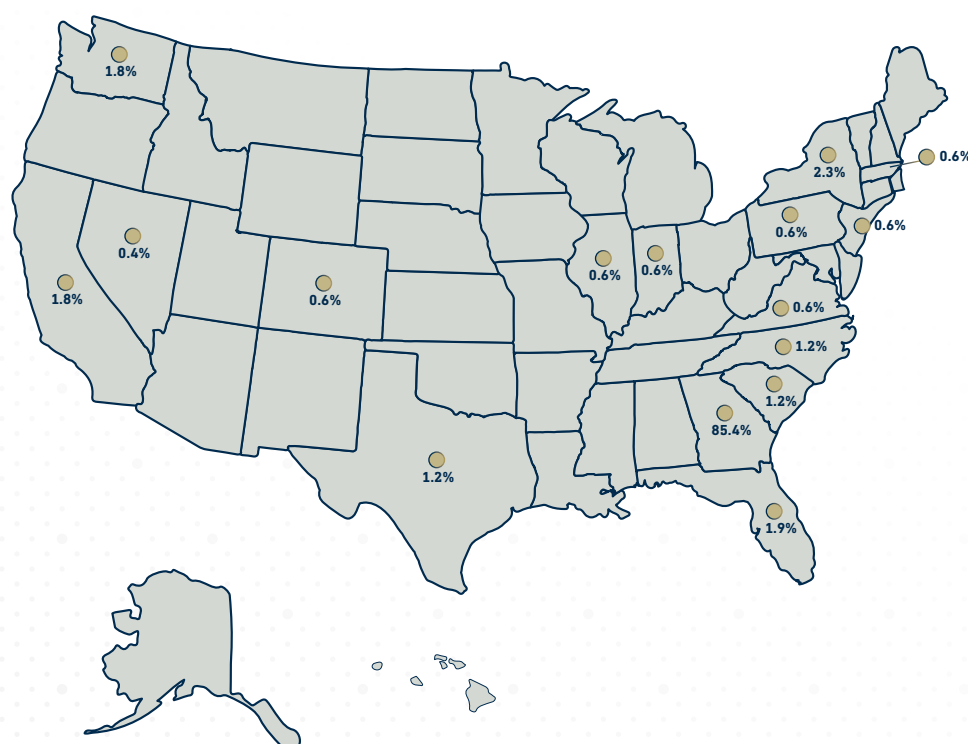
Co-op and Internship Enrollment by Major

Degree Program	Summer 2023 Undergraduate	Fall 2023 Undergraduate	Spring 2024 Undergraduate	Grand Total
Business Administration	72	32	39	143

Co-op and Internship Position Types & Hiring Companies

CO-OP HIRING COMPANIES	INTERNSHIP HIRING COMPANIES	COMMON POSITION TITLES
Delta Air Lines	NCR	Accounting Internship
Medical Management Associates	Turner Sports / Warner Bros. Discovery	Associate Consultant Intern
Cox Enterprises	KPMG	Brand Experience Co-op
Building Maintenance Optimization Consultants	Arris Holdings	Business Analyst Intern
The Home Depot	PwC	Data Analyst Intern
GDS Associates	Lockheed Martin	Digital Product Communication Co-op
Inspire Brands	BMW	Finance Intern
McKenney's	UPS	HP Project Management Intern
Insight Sourcing Group	EY	Operations Strategy and Solutions Co-op
	Amazon	Project Management Intern
		Strategic Sourcing Intern

Co-op and Internship Hiring Locations



State by Region	State	%
Middle Atlantic	NJ	0.6%
	NY	2.3%
	PA	0.6%
Midwest	IL	0.6%
	IN	0.6%
Northeast	MA	0.6%
Pacific	CA	1.8%
	WA	1.8%
South	GA	85.4%
	NC	1.2%
	SC	1.2%
	VA	0.6%
West	CO	0.6%
	NV	0.6%
West South Central	TX	1.2%
Other	Other	0.6%
Grand Total		100.0%

Co-op and Internship Average Hourly Rates

Degree Program	Summer 2023 Co-op	Summer 2023 Internship	Fall 2023 Co-op	Fall 2023 Internship	Spring 2024 Co-op	Spring 2024 Internship
Business Administration	\$20.96	\$25.62	\$20.87	\$16.95	\$20.38	\$23.18

Graduate Internships

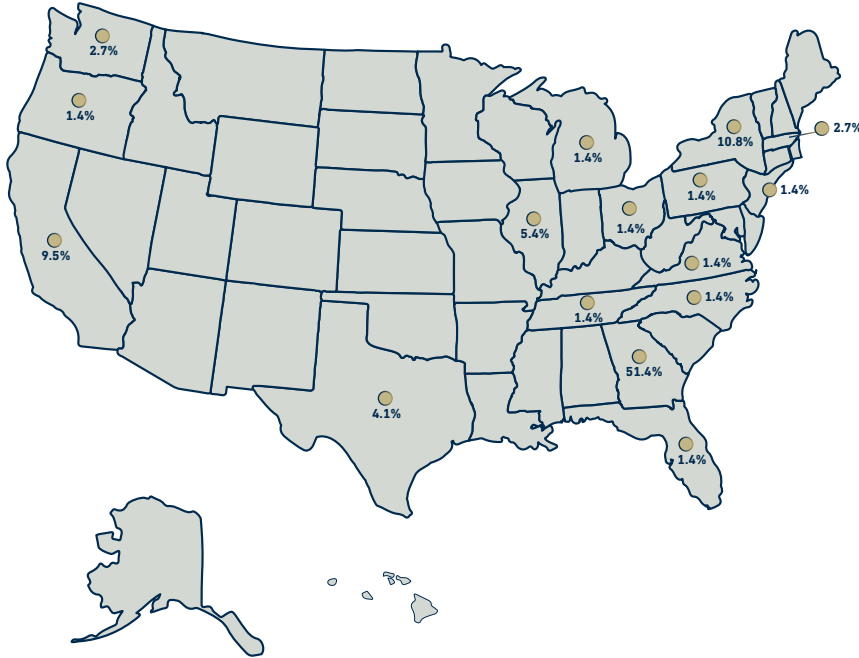
Internship Enrollment by Major

Business Administration	25
Analytics	18
Management	12
Quanta/Computation Fin	11
MBA - Global Business	<10

Position Types & Hiring Companies

INTERNSHIP HIRING COMPANIES	INTERNSHIP POSITION TITLES
Fiserv Inc.	Data Analyst Intern
Amazon	Data Analytics Intern
Equifax	Data Science Intern
Communities in Schools of Atlanta	Pathways Operations Intern
Acorns	Program Manager Intern
Georgia Tech Scheller College of Business	Research Analyst
Preserve Life Corporation	Senior Associate intern
Assurant	Summer Associate
JPMorgan Chase Bank	Summer Consultant
Skyfish	UX Researcher Intern

Internship Hiring Locations



State by Region	State	%
East South Central	TN	1.4%
Middle Atlantic	NJ	1.4%
	NY	10.8%
	PA	1.4%
Midwest	IL	5.4%
	MI	1.4%
	OH	1.4%
Northeast	MA	2.7%
Pacific	CA	9.5%
	OR	1.4%
	WA	2.7%
South	FL	1.7%
	GA	51.4%
	NC	1.4%
	VA	1.4%
West South Cental	TX	4.1%
Other	Other	1.4%
Grand Total		100.0%

Internship Average Hourly Rates

Degree Program	Summer 2023 Internship	Fall 2023 Internship	Spring 2024 Internship
Analytics	\$38.03	\$33.32	-
Business Administration	\$49.09	-	-
MBA - Global Business	\$23.08	\$23.08	-
Management	\$32.52	\$27.50	\$27.50
Quanta/Computational Fin	\$47.67	-	-



Georgia Tech
Career Center

CONNECT WITH US ON SOCIAL MEDIA

 [@gt_career_center](https://www.instagram.com/gt_career_center)

 [Georgia Tech Career Center](https://www.linkedin.com/company/georgia-tech-career-center)