

A Rider's Guide *Student Edition*

2024



The MBTA is pleased
to welcome new and
returning students and
to help them get to
where they need to go!



Table of Contents

Welcome & Overview of the MBTA.....	3
Planning Your Trip.....	4
What Does it Cost to Ride the MBTA?	5
How to Use Your CharlieCard	6
Youth Pass Reduced Fare Program	7
Middle and High School Student CharlieCards	8
College Student Passes	9
Safety Tips for Students Riding the MBTA.....	10
MBTA Map & Back-to-School Guide to Taking the T.....	11
A New Way to Pay: Contactless Payment	12
Stay Connected.....	13



Welcome & Overview of the MBTA

Welcome, Students!

The MBTA is proud to serve our city's students and help you get to where you need to go to take advantage of all the area has to offer!

The Massachusetts Bay Transportation Authority (MBTA), known as the T, is one of the oldest public transit systems in the United States. The T serves 200+ communities in Massachusetts. From the Commuter Rail to the subway and buses, the T offers affordable ways to explore the city and beyond.

The MBTA works with the City of Boston, our municipal partners, and the many schools in the area to provide students with alternative travel options during track closures. The T is committed to working together with you to keep traveling on public transportation safe.

This ***A Rider's Guide Student Edition*** is a tool to provide students with options and information to inform their travel needs.





Planning Your Trip

Trip Planner Tool

[MBTA.com/trip-planner](https://www.mbta.com/trip-planner)

Use this tool to plan a trip on public transit with directions and suggestions based on real-time data.

Schedule

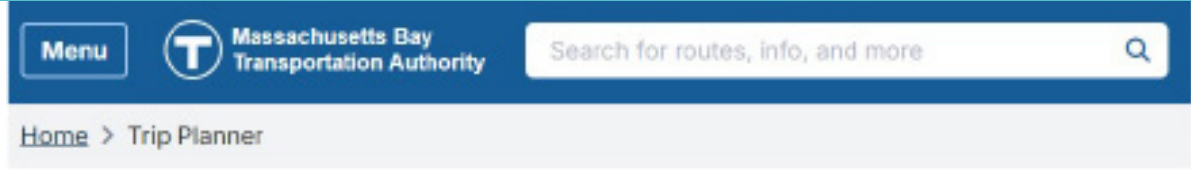
Most bus and train service starts at 5 AM and ends at 1 AM, with some bus services on busy routes starting as early as 3:30 AM. Schedules depend on the type of transportation and day of the week. The service runs more frequently during weekday rush hours (7–9 AM and 4–6:30 PM).

Get T-Alerts

[MBTA.com/Alerts](https://www.mbta.com/alerts)

Receive text or email alerts that are relevant to you, at times when you want them.

Transit Ambassadors, wearing red shirts and carrying tablets, are available to assist riders in-station.



Trip Planner

From
A Enter a location

To ↓↑
B Enter a location

When
Now | Leave At | Arrive By

Modes
All Modes

Wheelchair accessible

Get trip suggestions

What Does it Cost to Ride the MBTA?

There are several ways to pay fares. Most students use a reloadable MBTA pass or CharlieCard. Riders can now also pay cash or use a contactless debit/credit card, smartphone, or watch.


- Subway 1-way: \$2.40
- Local Bus 1-way: \$1.70
- Commuter Rail 1-way: \$2.40–\$13.25
- Ferry 1-way: \$2.40–\$9.75

Student Fares

The MBTA offers a variety of reduced-fare programs to support youth and students:

- Middle and High Schools [MBTA.com/studentcard](https://www.mbta.com/studentcard)
- Youth Pass [MBTA.com/youth-pass](https://www.mbta.com/youth-pass)
- College Student Semester Passes [MBTA.com/semester](https://www.mbta.com/semester)

Many public schools, including Boston Public Schools, provide monthly MBTA passes for students in grades 7-12.





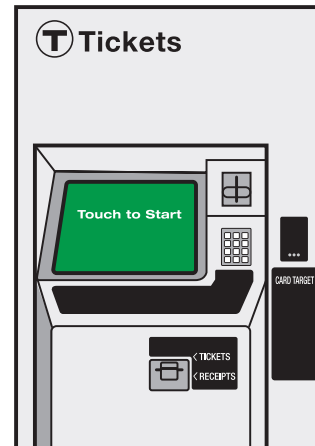
How to Use Your CharlieCard

A CharlieCard is a reusable transit fare card. You can load it with value or passes to ride the subway or bus.

Learn more at [MBTA.com/charliecard](https://www.mbta.com/charliecard)



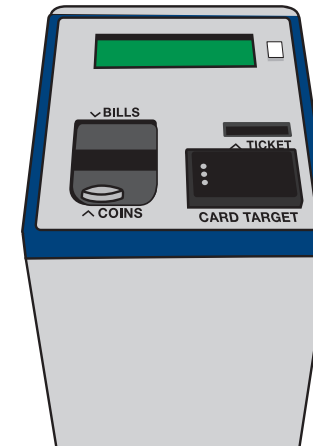
Step 1: Add Value



At a subway station

You can add value using a fare vending machine located inside the station.

1. Tap your card on the target.
2. Select the value or pass you want to add.
3. Pay with cash/credit.
4. Tap the card again to finish.



On a bus or street-level train

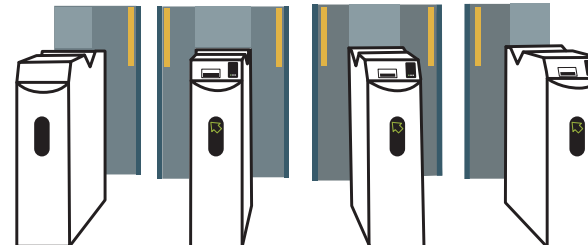
You can add value using the onboard fare box located at the front of the bus or subway car.

1. Press the white button.
2. Tap your card on the target.
3. Insert cash or coins.
4. Press the white button again.
5. Tap the card again to finish.

Step 2: Tap and Hop On


At a subway station

You can enter and pay by tapping your card on a fare gate target at the station's entrance.



At a bus or street-level train stop

You can board and pay by tapping your card on the fare box near the front door as you enter.





Youth Pass Reduced Fare Program

The MBTA Youth Pass Program, in partnership with participating cities and towns, offers reduced fares on the subway, bus, Commuter Rail, and ferry to young adults who meet income eligibility requirements.

The program is available to youth between 12 and 25 years old who are not enrolled in the Student Pass program and participate in a government benefit, alternative education, or job training program like MASSGrant, MassHealth, SNAP, or Year Up.

Youth Pass CharlieCards can be loaded with cash value for roughly 50% reduced one-way fares.

\$10 7-Day LinkPasses

\$30 monthly LinkPasses

In Fall 2024, the Youth Pass program will merge with the MBTA's new income-eligible program to serve riders ages 18+. Riders between ages 12-17 will be served by the Student Pass program.

Learn more at [MBTA.com/youthpass](https://www.mbta.com/youthpass)





Middle and High School Student CharlieCards

Some middle and high schools participate in the Student Pass Program making their students eligible for either an M7 Card or an S-Card at the beginning of every school year.

- M7 Cards are preloaded with passes paid by schools for the entire school year.
- S-Cards need to be loaded with cash value or passes by students, parents, or guardians.

Students with a homeschool or online school letter from their school district's Superintendent's office may be eligible for a Student CharlieCard and can request an M7 or S-Card.

Learn more at [MBTA.com/studentcard](https://www.mbta.com/studentcard)

Middle or high school administrators can arrange participation for students. Learn more at [MBTA.com/student](https://www.mbta.com/student)





College Student Passes

Most colleges and universities in Greater Boston offer students discounted MBTA fares on Semester Passes. Students can use these unlimited passes all semester to get to class, head to work or catch up with friends.

Students' CharlieCard or CharlieTicket arrive loaded with the Semester Pass of their choice:

- Semester LinkPass: Unlimited travel on the subway and local bus
- Semester Commuter Rail Pass: Unlimited travel on the Commuter Rail (up to the zone distance purchased), plus unlimited subway and local bus trips
- Bus-only passes and ferry passes are also offered.

University Passes are available, billed monthly for use throughout the entire year. Schools are billed for the rides students take.

Semester and University Pass:
Learn more at [MBTA.com/college](https://www.mbta.com/college)

College administrators can order cards to offer to students.
Learn more at [MBTA.com/semester](https://www.mbta.com/semester)





Safety Tips for Students Riding the MBTA


- The best way to be safe while riding the T is to stay alert.
- Be aware of your surroundings, especially if wearing headphones.
- Stay in well-lit areas near groups of people whenever possible.
- Keep your phone and wallet close to your body.
- Watch for closing doors when boarding an MBTA vehicle.
- Cross tracks and busways only at marked walkways. Look both ways.
- If you drop something onto the tracks, do not attempt to retrieve it.

Report an emergency:

Call **911** or Transit Police at **617-222-1212**



Download the [MBTA See Say App](#) to anonymously report suspicious activity on the MBTA. [MBTA.com/seesay](https://www.mbta.com/seesay)





MBTA Map & Back-to-School Guide to Taking the T

BACK-TO-SCHOOL GUIDE TO RIDING THE T

The MBTA is pleased to welcome NEW and RETURNING Students!

Wherever you're going in Greater Boston, the T can help get you there.

BEGINNER'S GUIDES:



Student, Visitor, Bus, Subway and Commuter Rail Guides

HOURS OF OPERATION

[MBTA.com/Schedules](https://www.mbta.com/schedules)

FARES

[MBTA.com/Fares](https://www.mbta.com/fares)

\$2.40 - \$1.70

\$2.40 - \$13.25

The MBTA offers a variety of reduced-fare programs to support youth and students:

MIDDLE & HIGH SCHOOLS

[MBTA.com/Studentcard](https://www.mbta.com/studentcard)

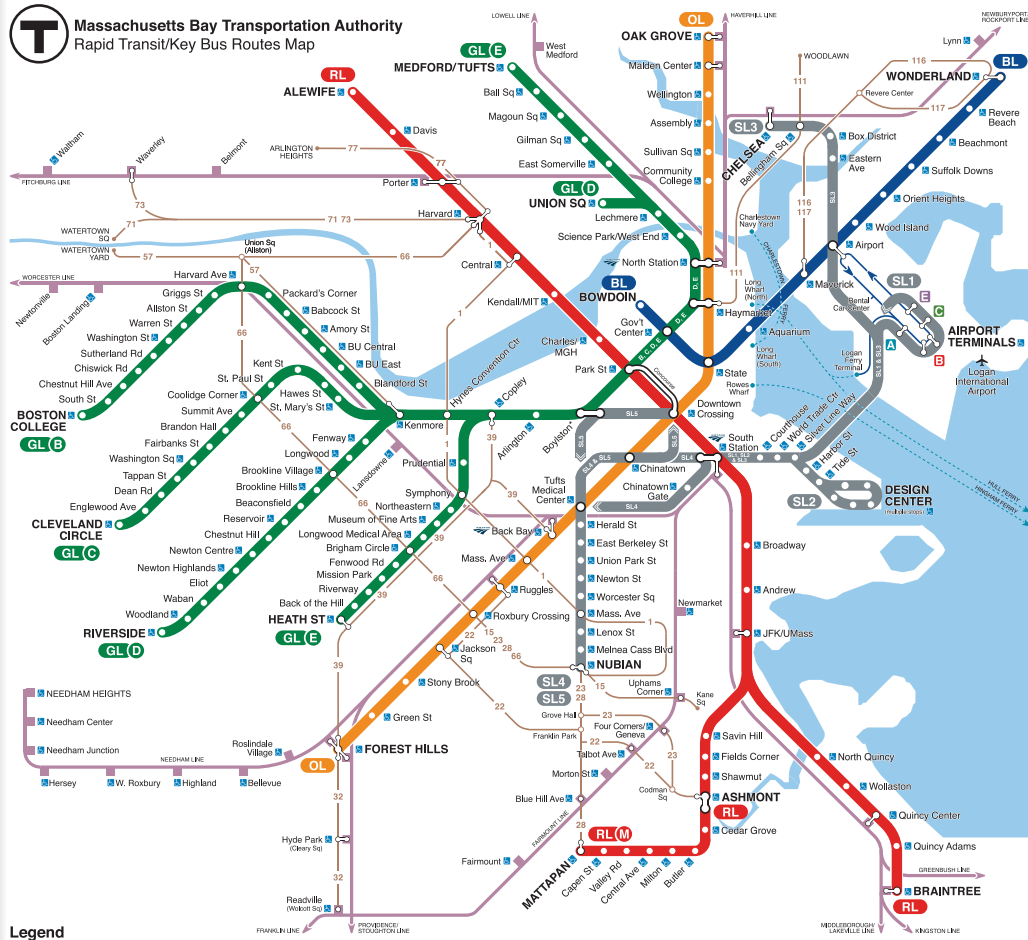
YOUTH PASS

[MBTA.com/Youth-pass](https://www.mbta.com/youth-pass)

College Student Semester Passes

[MBTA.com/Semester](https://www.mbta.com/semester)

Note: Many public schools including Boston Public Schools provide monthly MBTA student passes for students in grades 7-12.



Legend

- RED LINE
- MATTAPAN LINE
- ORANGE LINE
- BLUE LINE
- SILVER LINE and branches
- GREEN LINE and branches
- COMMUTER RAIL
- KEY BUS ROUTE
- FERRY
- Accessible station
- Free Logon Airport shuttle bus
- Amtrak service
- Commuter Rail transfer station
- MBTA social media icons
- Customer Communications & Travel Info
- MBTA Transit Police
- Elevator/Escalator availability

BACK-TO-SCHOOL GUIDE TO RIDING THE T

TIPS FOR TAKING THE MBTA BACK TO SCHOOL

- Take a practice trip.
- Buddy up.
- Stay alert.
- Be prepared.

RESOURCES

To plan a trip
 [MBTA.com/Trip-planner](https://www.mbta.com/trip-planner)

Sign up for service alerts
[MBTA.com/Alerts](https://www.mbta.com/alerts)

Sign up for texts and emails on service changes
[MBTA.com/Signup](https://www.mbta.com/signup)

Planning for accessibility
[MBTA.com/Accessibility](https://www.mbta.com/accessibility)

TO REPORT AN EMERGENCY:



Call the Transit Police at 617-222-1212 or dial 911

DOWNLOAD MBTA SEE SAY APP



to report safety and security concerns directly to Transit Police



A New Way to Pay: Contactless Payment

Riders are now able to pay for MBTA subway and bus travel using a contactless credit/debit card, phone, or watch. Riders can still pay with a CharlieCard, student pass, or cash. Contactless payment is best used for pay-as-you-go travel.

It's as easy as 1, 2, 3:

1. Choose the way you want to pay
2. Tap the reader
3. Ride

Learn more at [MBTA.com/TapToRide](https://www.mbta.com/TapToRide)



Tap^{to} Ride

Introducing a new way to pay
for MBTA bus and subway travel:

Use your contactless debit/credit
card, smartphone, or watch with a
mobile wallet.

[MBTA.com/TapToRide](https://www.mbta.com/TapToRide)



Massachusetts Bay
Transportation Authority



Stay Connected

Contact us:

Monday - Friday: 6:30 AM - 8 PM

Saturday - Sunday: 8 AM - 4 PM

Phone: **617-222-3200**

Toll-Free: **800-392-6100**

711 for TTY callers; VRS for ASL callers

Web: [MBTA.com/customer-support](https://www.mbta.com/customer-support)

For the latest service updates, news, and more, follow the MBTA on social media.



[@MBTA](https://twitter.com/MBTA)



[/MBTAGM](https://www.youtube.com/mbtagm)



[/TheMBTA](https://www.facebook.com/TheMBTA)



[@TheMBTA](https://www.tiktok.com/@TheMBTA)



[@TheMBTA](https://www.instagram.com/TheMBTA)



[@TheMBTA](https://www.snapchat.com/add/TheMBTA)

