

RSA Summer Institute at Penn State

Accessibility Guide

University Park, PA

May 22-27, 2023



Table of Contents

Welcome 3

Long-Distance Transportation 4

Institute Event Locations 6

Interactive Campus Map 9

On-Campus Transportation 10

Parking 11

Lodgings 13

On-Campus Dining 15

Welcome

Welcome to the tenth-biennial Rhetoric Society of America Institute! This year's summer institute will take place on Penn State's University Park campus on May 22-27. We're committed to making the event accessible for all participants.

As part of that endeavor, this guide provides information about Penn State's campus and the surrounding area. In particular it describes transportation and parking options, institute event locations, and on-campus dining options.

If you have questions or concerns not addressed by this guide, don't hesitate to contact Xiaoye You at xuy10@psu.edu or Jack Selzer at jls25@psu.edu.

Long-Distance Transportation



The nearest airport (5 miles from campus) is the University Park Airport--
<https://www.universityparkairport.com/>

The airport's range of car rental, taxi, and shuttle options can be found at
<https://www.universityparkairport.com/airport-guide/car-rentals-taxis-and-shuttles/>
 The car rentals are located inside the terminal building to the right of the baggage claim area. Passenger pick ups and drop offs take place directly in front of the terminal building.

Other airport options include:

- Dubois Regional Airport (60 miles from campus) <https://duboisairport.com/>
- Johnstown Airport (61 miles from campus) <https://flyjst.com/>
- Harrisburg Airport (72 miles from campus) <https://www.flyhia.com/>
- Lancaster Airport (95 miles from campus) <https://lancasterairport.com/>
- Pittsburgh International Airport (155 miles from campus)
<https://flypittsburgh.com/>
- Philadelphia International Airport (200 miles from campus)
<https://lancasterairport.com/>

Institute Event Locations

Workshops and Seminars will be held in the following locations:

- Pattee and Paterno Library
- Burrowes Building
- Sparks Building
- Chambers Building
- Willard Building

As can be seen in the image below, Pattee and Paterno Library is located at the intersection of Allen and Curtin Road. Even if you don't have a workshop or seminar scheduled there, you might find it helpful to be aware of its location. As a centrally-located and easy-to-recognize building, you'll find it helpful when navigating.

As you can see, Chambers Building is located directly behind the library and across Curtin Road. Burrowes and Sparks are located directly across from each other and in front of the library.



As can be seen in the image below, Willard is located in front of the library and across Pollock Road.



Additional events will be held at the Pegula Ice Arena and the Arboretum.


As you can see below, the Pegula Ice Arena is located at the corner of Curtin Road and University Drive, directly across from the Intramural Building and the Bryce Jordan Center. There are numerous options for reaching the arena. If you are driving, there is parking available in the Bryce Jordan Center lots on the other side of University Drive. There are also parking lots on either side of the Arena. **Note that the parking lot off of Curtin Road and next to the Shields Building only allows parking for 30 minutes on weekdays between 7 AM and 5 PM. After 5 PM on weekdays and at any time on weekends, you can park for up to three hours.** The other lot is located next to the Arena and off of University Drive. **Note that you can park there for a maximum of four hours. All three lots charge \$1 per hour.**

Walking to the Arena from the library takes about 20 minutes. If you choose to walk, the simplest route is to start by walking behind the library to Curtin Road.

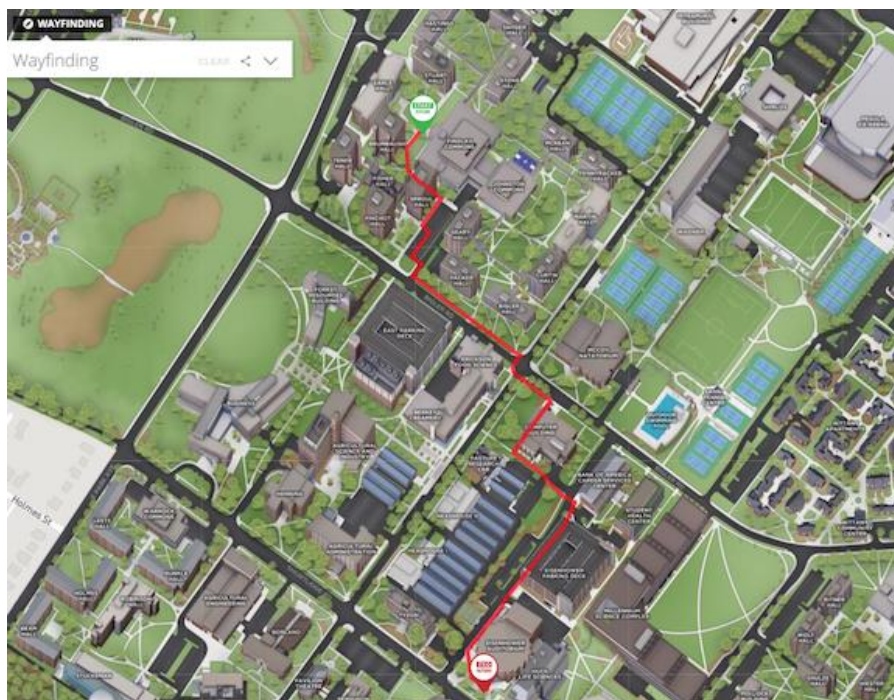
Then walk along Curtin Road away from Chambers Building and in the direction of the Pasquerilla Spiritual Center. Continue until you reach the Arena. Alternatively, there are also numerous bus stops along Curtin Road.



The Arboretum is on Bigler Road. Nearby parking is located next to the Law School building at the intersection of Bigler Road and Services Road.



Interactive Campus Map



<https://map.psu.edu> provides an interactive map of Penn State's campus. It allows you to search for specific locations—such as specific buildings—and also for general categories such as all parking lots open to visitors.

It also includes a wayfinding feature to help you navigate. It will show your location, where you want to go, and a highlighted path directing you to the best route.

Clicking on "ADA Access" in the sidebar will show you wheelchair accessible routes and ADA parking options.

To help you recognize your intended destination, pictures of the buildings are provided when you click on them.

The map is regularly updated to show information such as areas that are under construction and temporarily closed parking lots and sidewalks.

Be aware that while the map does also provide you with the locations for the shuttle stops, it doesn't provide information about when the bus arrives/departs from these locations. For that you will want to refer to <https://catabus.com/>

On-Campus Transportation



Options for on-campus transportation include paid and free bus routes and campus shuttles.

Bus routes can be found at <https://catabus.com/>. The Blue Loop, White Loop, and Red Link are all free. The other routes all require a fare of \$2.20 in cash. ***Note: credit cards are not accepted.***


The CataBus website linked above provides route maps and schedules. It also includes a bus locator that can show you where each bus currently is and how far it is from your stop.

If you plan on taking the bus regularly, you can download the myStop app to track the buses: <https://catabus.com/catabus/real-time-apps-and-mobile-options/>

The campus shuttle is another free option with shuttles arriving every 15 minutes at each stop. The shuttle schedule and a map of the route can be found here:

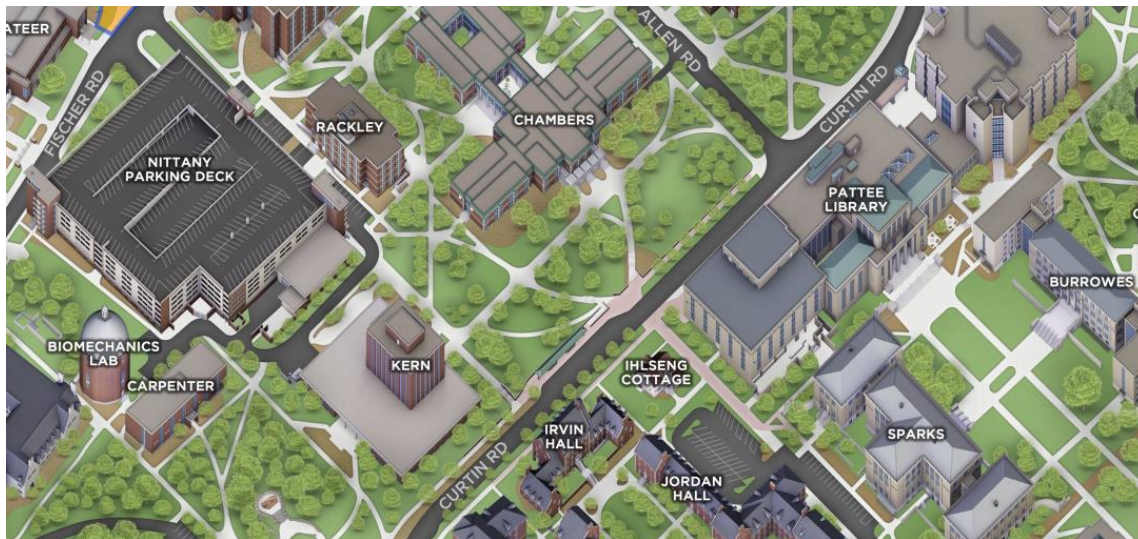
<https://transportation.psu.edu/campus-shuttle> *Note: The shuttle does not run on weekends.*

Parking



For those driving to the Institute or renting a vehicle, there are numerous parking options for visitors both on and off campus.

As can be seen below, the Nittany Parking Deck, located on Fischer Road, is the parking deck closest to buildings where workshops and seminars will be held.



Other options, though, include the HUB Deck, the Eisenhower Deck, East Deck, and West Deck. The rate for parking in the decks is \$1 per hour.

All visitor lots and decks include ADA parking spaces. According to Penn State's Transportation Services, "visitors with a valid ADA parking placard or license

plate also have access to paid parking (\$1/hour)” in a number of additional lots. These include Brown A, Brown C, Eisenhower Deck, Green B Ford, Green N Stuckeman, Red V, Silver B, and Yellow E.

More information about these options can be found here:

<https://transportation.psu.edu/daily-visitor-parking> and here:

<https://transportation.psu.edu/americans-disabilites-act-parking>

At the Pegula Ice Arena, there is parking available in the Bryce Jordan Center lots on the other side of University Drive. There are also parking lots on either side of the Arena. **Note that the parking lot off of Curtin Road and next to the Shields Building only allows parking for 30 minutes on weekdays between 7 AM and 5 PM. After 5 PM on weekdays and at any time on weekends, you can park for up to three hours.** The other lot is located next to the Arena and off of University Drive. **Note that you can park there for a maximum of four hours. All three lots charge \$1 per hour.**

Parking near the Arboretum is located next to the Law School building at the intersection of Bigler Road and Services Road.

Lodging



Downtown State College Hotels

The Graduate Hotel

Rate (expires at discretion of hotel): for single or double occupancy, \$109 for nights of May 22-25 and \$149 for nights of May 20-21 and May 26-27

Reservation group code: 052023RSAM

Use this [direct link for making online reservations](#).

Front Desk Phone: 814-231-2100

Location: 125 South Atherton Street, State College, PA 16801

Note: this is a downtown State College hotel with easy walking to campus.

Lodging rate does not include breakfast. Call the front desk 24 hours in advance to arrange free airport shuttle.

Hyatt Place State College

Rate (expires 5/5/2023): \$109 for single or double occupancy

Update: the \$109 rate is now available only for the nights of May 20 – 25

Reservation group code: G-RSOA

Front Desk Phone: 814-862-9808

Location: 219 W Beaver Avenue, State College, PA 16801

Note: this is a downtown State College hotel with easy walking to campus.

Lodging rate includes free breakfast. Airport shuttle is not provided.

The Scholar Hotel

Group rate (expires 4/20/2023): \$109 for single or double occupancy

Update: the \$109 rate is now available only for the nights of May 21 – 25

Reservation group code: RSA

Front Desk Phone: 814-778-0300

Location: 205 East Beaver Avenue, State College, PA 16801

Note: this is a downtown State College hotel with easy walking to campus. Each lodging room has a kitchenette. Lodging rate includes free grab & go breakfast. Airport shuttle is not provided.

Sleep Inn Comfort Suites Quality Inn Rodeway Inn The Stevens Motel

Note parking options on campus and local bus transportation.

Fairfield Inn & Suites

Rate (expires 4/20/2023): \$109 for single or double occupancy

Reservation group code: Rhetoric Society of America

Use this direct link for making online reservations.

Front Desk Phone: 814-238-3871

Location: 2215 North Atherton Street, State College, PA 16801

Note: this hotel **is 3 miles from campus**. Transportation to campus is not provided. Lodging rate includes free breakfast. Call the front desk 24 hours in advance to arrange free airport shuttle.

Holiday Inn Express

Rate (expires 4/20/2023): \$119 for single or double occupancy

Reservation group code: RhetoricSociety

Use this direct link for making online reservations.

Front Desk Phone: 814-867-1800

Location: 1925 Waddle Road, State College, PA 16803

Note: this hotel is 3 miles from campus. Transportation to campus is not provided. Lodging rate includes free breakfast. Call the front desk 24 hours in advance to arrange free airport shuttle.

On-Campus Dining Options

There are several on-campus dining options located close to buildings where workshops and seminars will be held. **Be aware that these locations are cashless and only accept credit cards.**

The Hub-Robeson Center, located on Pollack Road, contains numerous restaurants, a Starbucks, soup and salad bar, smoothie bar, and deli. The easiest way to reach it is to walk away from the front of the library until you reach Pollock. Then walk along Pollack away from Willard Building and in the direction of the Schwab Auditorium until you reach the Hub.



A Starbucks can also be found on the main floor of the Paterno Library.

A Panera can be found in the Kern Building located across Curtin Road and next to the Nittany Parking deck.

Another Panera is located directly beside the Palmer Art Museum and across from the library.