

PROTECT

YOUR CANDY !!

YOUR GOAL



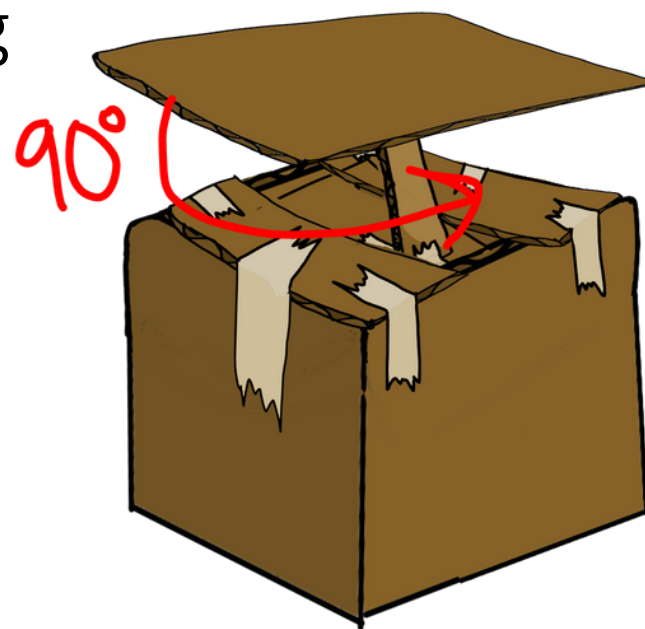

Design a lock-box for your candy to protect against your family eating it!

This means you need to make the lid stay shut unless something is done to open the box.



LOCK INSPIRATION



Get some help from the "Locking mechanisms" section of the Constructopedia.



CONSIDERATIONS...



how big?



any compartments?

how many locks?



what materials are most sturdy?



HERE ARE SOME

EXAMPLES!!



Maze on side
connected to lid

90 degree twist top lock



Latch on lid goes over
loop on side to lock