


# MAKE A PAPER BALL LAUNCHER!!

## YOUR GOAL



Design a mechanism to launch a paper ball as far as possible.

You will use a half sheet of paper crumpled into a ball.



## RULES:

1) Your mechanism must sit flat on the table.

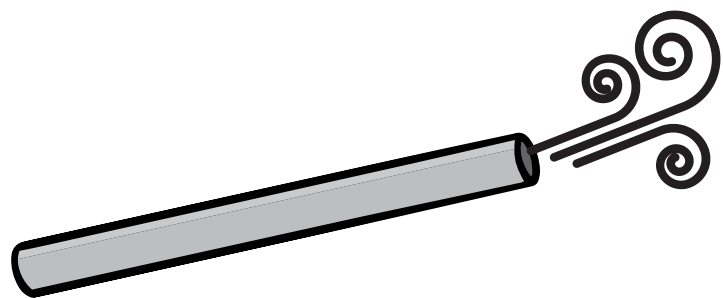

You can't throw anything.



2) You can't alter the paper ball.

That means you can't add anything on or take any paper off.

## DIFFERENT WAYS TO LAUNCH?



*HERE ARE SOME*

**EXAMPLES!!**

Cardboard tube with table stand. Blow through the tube to launch the ball.



See-saw with ball basket on one side



catapult using 2 rubber bands and two triangular prisms

