

Transcriptomic Analysis Tool: Revealing Gene Regulation Dynamics

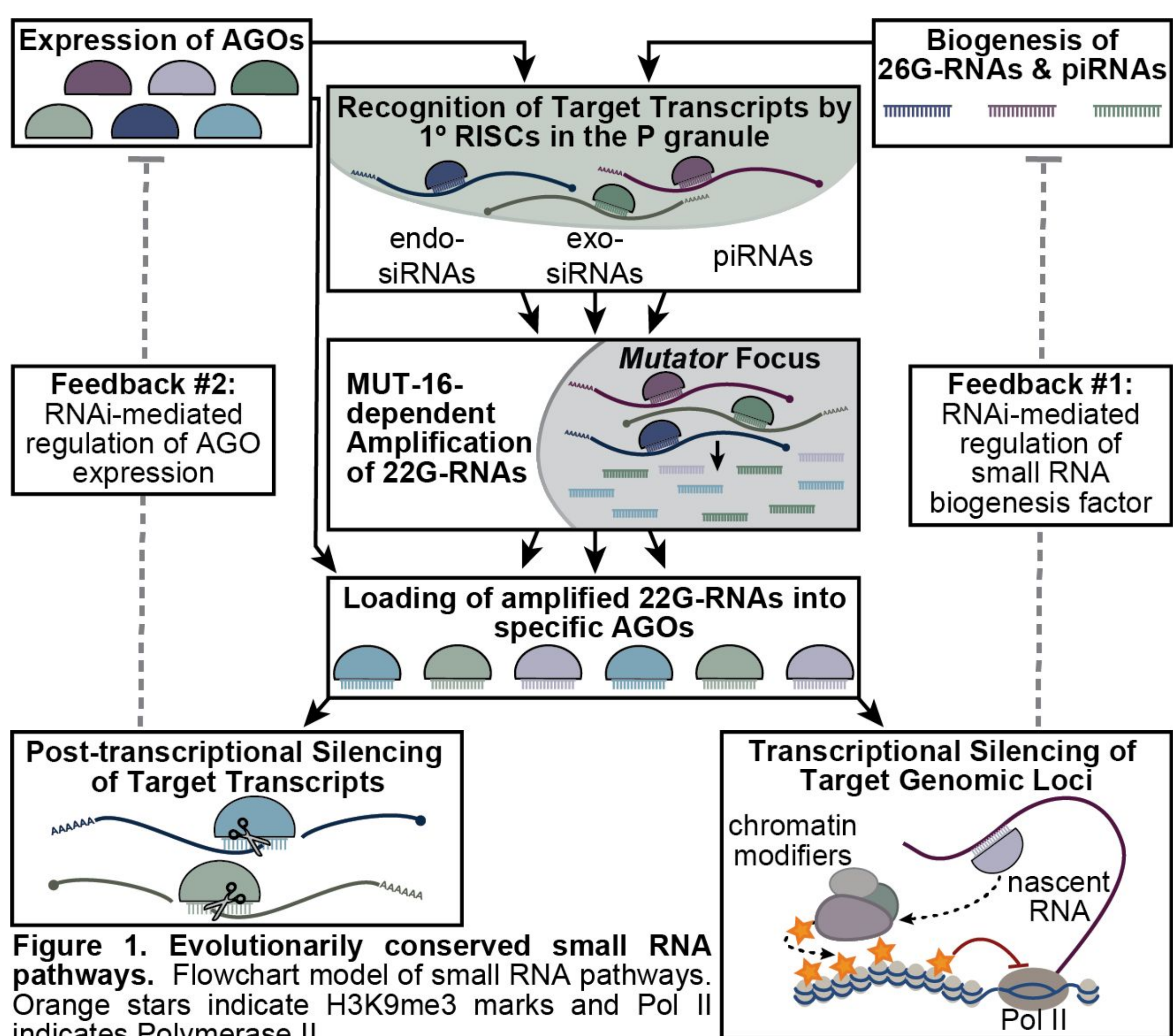
Neeka Mardani-Kamali, Alicia K. Rogers



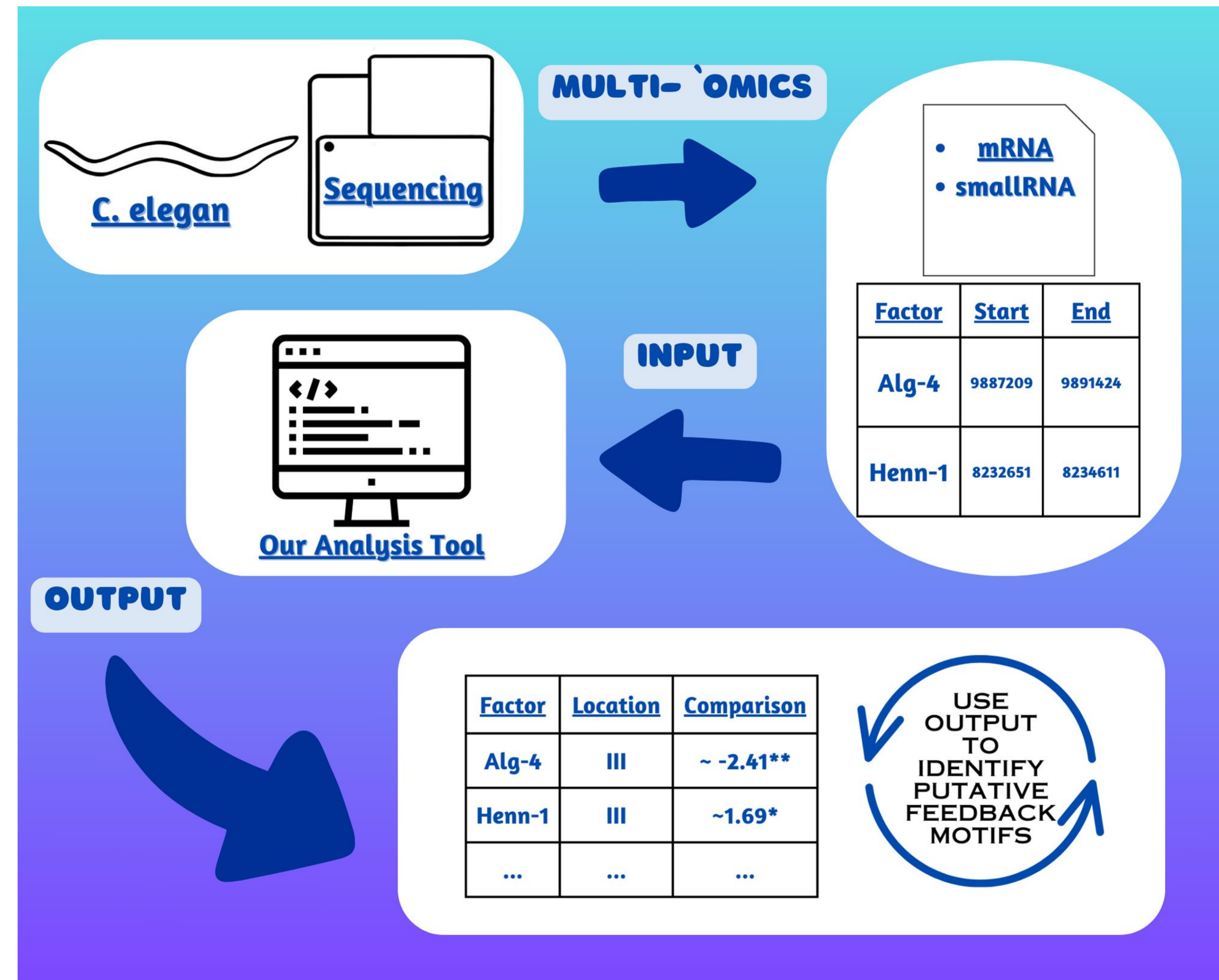
Abstract

Understanding gene regulation mechanisms is crucial for unraveling the complexities of biological processes. Our research aims to solve how scientists can effectively analyze gene expression data to comprehend gene regulation in molecular biology. This research addresses these challenges by introducing a program tailored to multi-omics sequences of a control and any number of treated species, and using high-throughput methods to compare the gene expression between them at a list of specific locations of the user's choosing. With the log2 fold-change of each comparison presented in a clear format, the users can more easily identify feedback motifs. The program's inherent versatility enables researchers from any background to input their sequencing data and genomic positions, facilitating rapid data analysis for all.

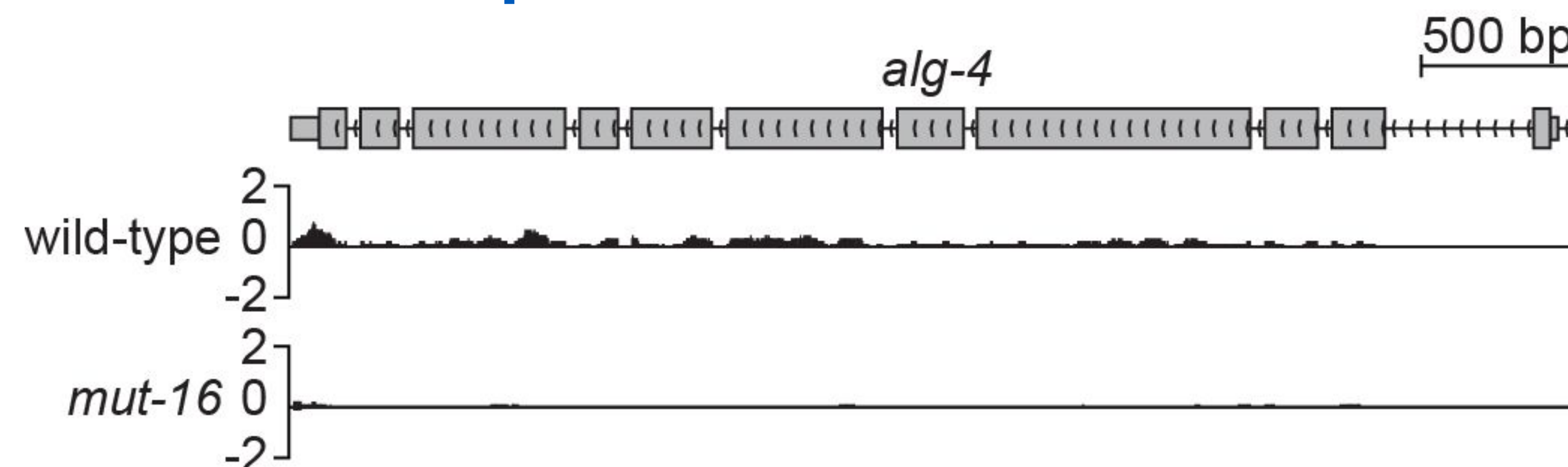
Introduction



Data Analysis and Results



IGV Visual Representation



Conclusion

- **In summary**, our project developed a user-friendly tool to detect differences between control and treatment species at specific genomic sites.
- **Using transcriptomic data**, our analysis unveiled notable differences in gene expression within *C. elegans*, particularly in the ALG-4 and HENN-1 factors.

Future Implications

- **Having identified discrepancies in HENN-1 gene expression**, our researchers can delve deeper into this finding.
- **Valuable resource** for other researchers to analyze regulatory mechanisms in their own studies.

References

1. Gazoni, E., & Clark, C. (2024). openpyxl (Version 3.1.2) [Computer Software]. Retrieved from <https://pypi.org/project/openpyxl/>
2. Maurits, L. (2024). PrettyTable (Version 3.10) [Computer Software]. Available from <https://pypi.org/project/PrettyTable/>
3. James T. Robinson, Helga Thorvaldsdóttir, Wendy Winckler, Mitchell Guttman, Eric S. Lander, Gad Getz, Jill P. Mesirov. Integrative Genomics Viewer. Nature Biotechnology 29, 24–26 (2011). A public access version is also available: PMC3346182.

Acknowledgements

Thank you to Dr. Alicia Rogers for all your guidance during this project. In addition, thank you to the rest of Rogers Lab for all the words of encouragement. Thank you to UTA Provost and College of Science start up funds as well as the University of Texas rising STARS award for funding the Rogers Lab research. Lastly, my deepest gratitude to the UROP program for creating the opportunity for undergraduate researchers to get recognized.