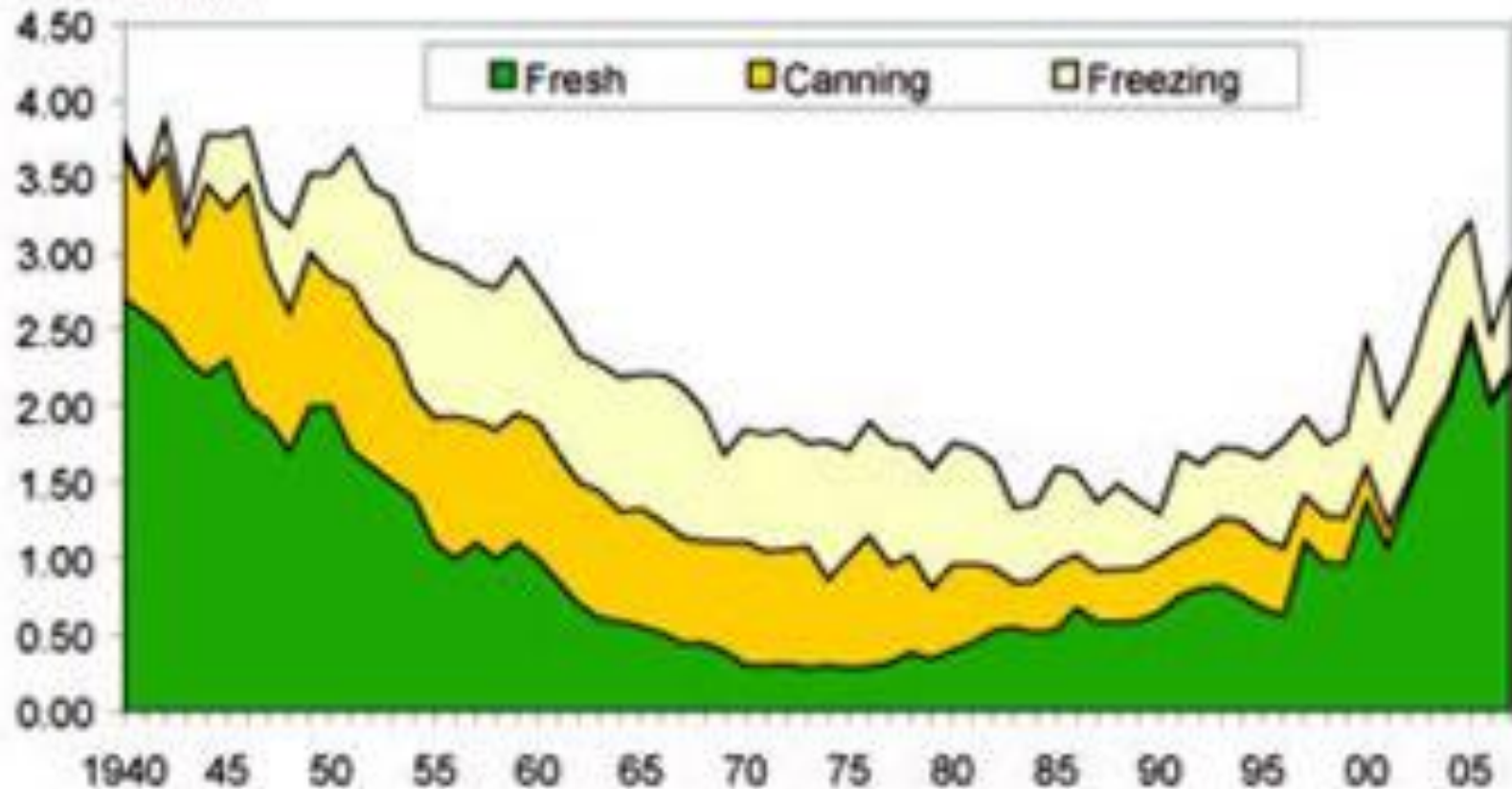


# Evolution of the Fresh Market Spinach Industry in California

Jay Schafer

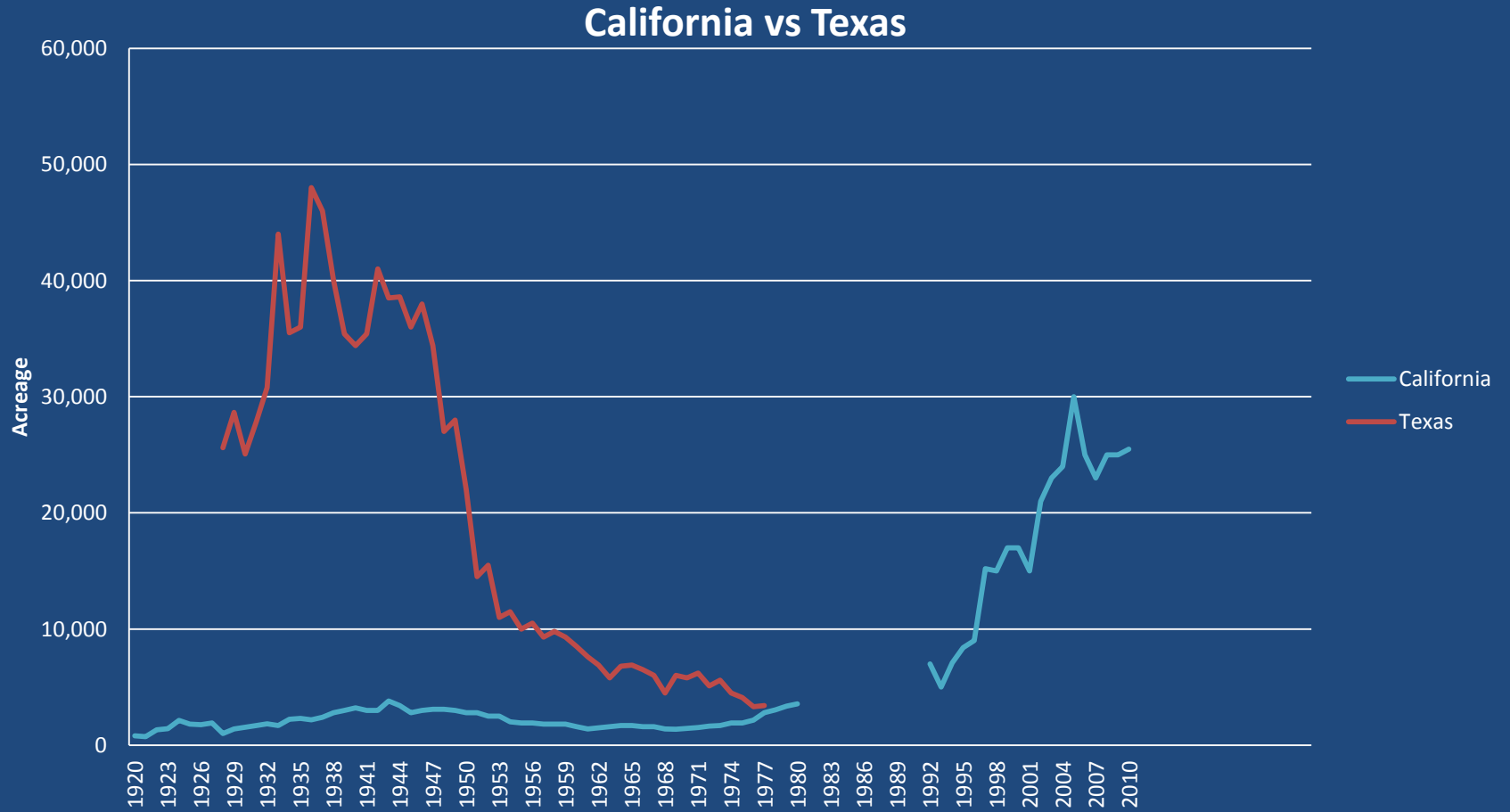
## U.S. spinach: Annual per capita use, 1940-2007

Pounds/person



Source: Computed by the USDA, Economic Research Service.

# Spinach Acreage





March 26, 1937









KEEP REFRIGERATED  
WASHED & READY TO EAT

**FRESH**  
SELECTIONS

Washed & Ready to Eat

**BABY SPRING MIX**  
NET WT 5 OZ (141g)

BEST IF USED BY 08/21/11  
PRODUCT OF USA  
Trace Via [www.freshexpress.com](http://www.freshexpress.com)  
FRS 255-B  
1400 KRSD



**Fresh**  
EXPRESS

**Spinach**

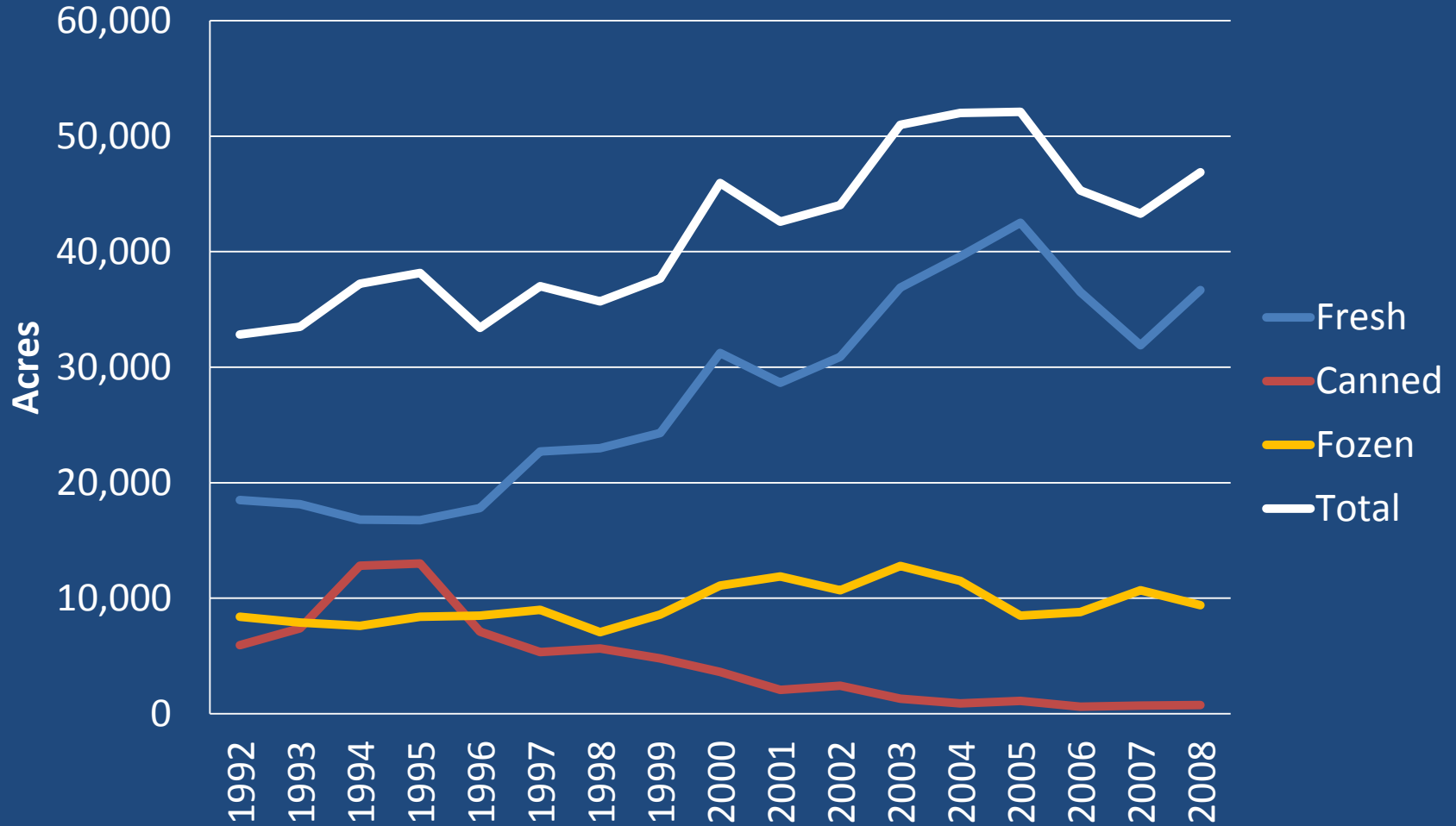
GREAT FOR SALADS OR COOKING  
EASY STOVE & MICRO INSTRUCTIONS ON BACK

Excellent Source of Vitamin A + Vitamin C  
+ Vitamin K + Folate + Manganese  
Good Source of Potassium

fresh rinse  
MADE TO LAST

NET WT  
9 oz (255g)

# US Spinach 1992-2008





**40 inch Bed Planter**









































**Table 1.** History of the occurrence of races of the spinach downy mildew pathogen, *Peronospora farinosa* f. sp. *spinaciae*

Race, year <sup>a</sup>	Location	Reference
Race 1		
1824	United States, Europe	13, 26
Race 2		
1958	California	27
1958	Europe	25
Race 3		
1976	The Netherlands	11
1978	California	12
1982	Texas	17
Race 4		
1990	California	7
1990	Japan	24
1991	California	3
1991	Texas	3
1994	Europe	19
Race 5		
1996	Colorado	J. Schafer, <i>unpublished</i>
1997	California	8
1998	Europe	J. Schafer, <i>unpublished</i>
1998	Florida	16
2006	Japan	22
Race 6		
1998	California	8
2002	Japan	23
Race 7		
1998	Europe	21
2004	California	2004, this study
Race 8		
2004	Europe	2004, this study
Race 9		
2004	California	2004, this study
Race 10		
2004	California	2004, this study

<sup>a</sup> Year the race was observed or reported.



