

# Scanned PDFs: An Enemy to Accessibility

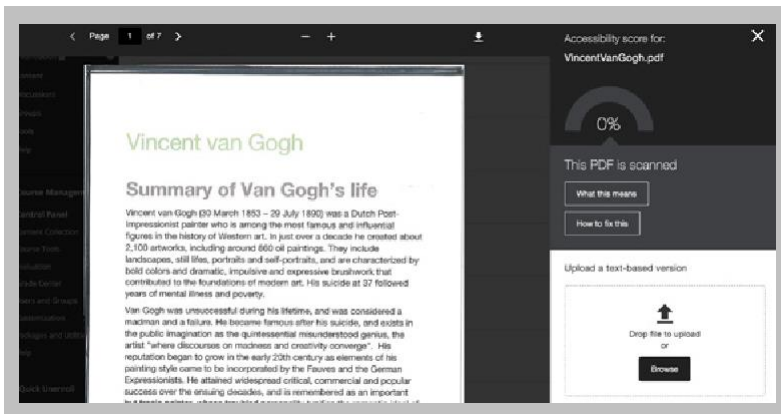
Scanning pages from old text books results in inaccessible documents

## Ally Micro-Learning

Preparing to teach a course is a lot of work, and sometimes you might be left with a scanned copy from a book in your files. Unfortunately, scanned texts are very inaccessible, and create lots of challenges for all students to read and study effectively. When you come across a scanned PDF, do your best to replace it with a proper digital text document.

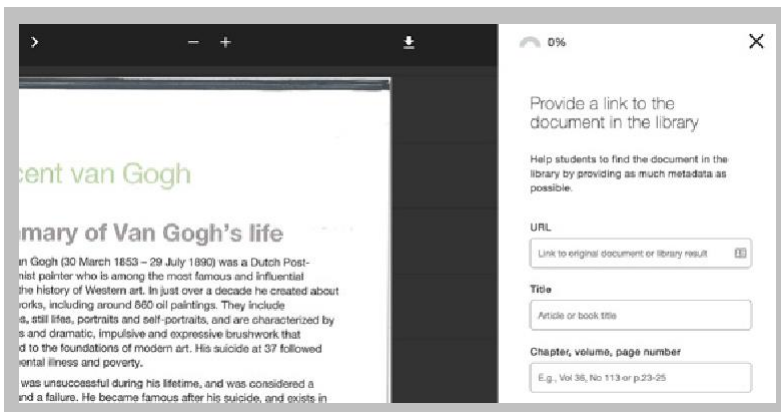
## Scenario: A red indicator informs you of a scan. What now?

1



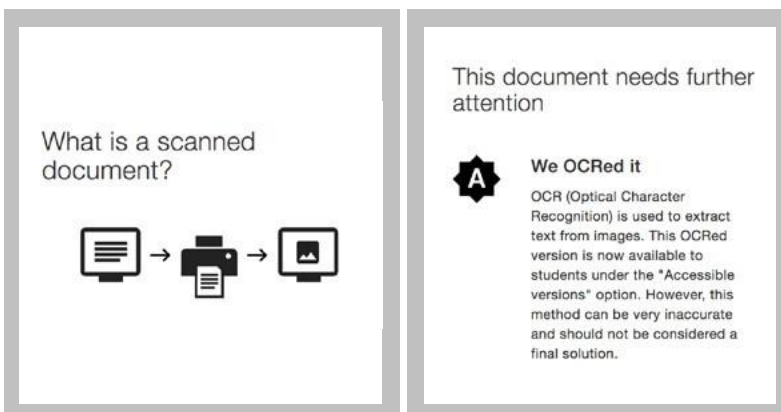
Uh oh. You see a red indicator and its a poor score. You click the indicator for the Ally feedback, and realize it is a scan with 0% accessibility. Yikes! First thing: Can you find a text version online through search? Upload a digital text to Ally to improve your score .

2



It might still be difficult for you to find a digital text version. Reaching out to your library or accessibility services before the start of the term can help make sure students who need those formats don't fall behind. You can also add a "Library Reference" to Ally to help your students.

3



As a last result, Ally will perform "Optical Character Recognition" (OCR) to try to better identify text elements. Unfortunately, this is not a final solution so it won't improve the score, and you will still want to replace the scanned version when possible. Hint: You might try downloading the OCRed PDF or HTML from the alternative formats as a way to add a more accessible version.