



# Methods of Applied Mathematics - Fall 2023, Lecture (FA23:MATH-GA:2701:1:001)- Oliver Buhler

Project Title: **Course Feedback Fall 2023**






Courses Audience: **32**  
Responses Received: **8**  
Response Ratio: **25.00%**

---

Creation Date: **Wednesday, January 10, 2024**






## Questions about the Course

How clear were the goals of the course?

Very Clear	7	87.50%	
Clear	1	12.50%	
Neutral	0	0.00%	
Unclear	0	0.00%	
Very Unclear	0	0.00%	
<b>Total</b>	<b>8</b>	<b>0%</b>	<b>0%</b> <b>50%</b> <b>100%</b>






Statistics	Value
Mean	4.88
Standard Deviation	0.35

How effective were the assignments in helping you learn?

Very Effective	6	75.00%	
Effective	2	25.00%	
Neutral	0	0.00%	
Ineffective	0	0.00%	
Very Ineffective	0	0.00%	
<b>Total</b>	<b>8</b>	<b>0%</b>	<b>0%</b> <b>50%</b> <b>100%</b>

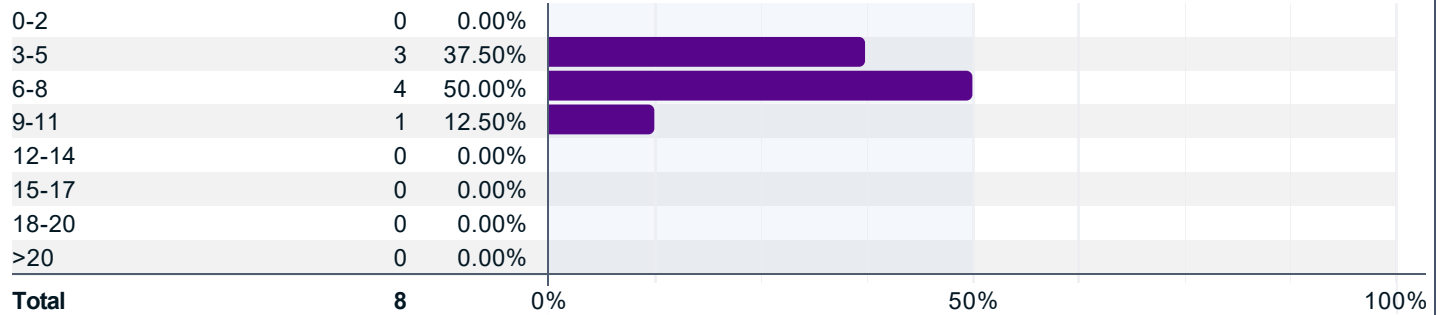
Statistics	Value
Mean	4.75
Standard Deviation	0.46

To what extent were diverse voices and perspectives integrated into this course?

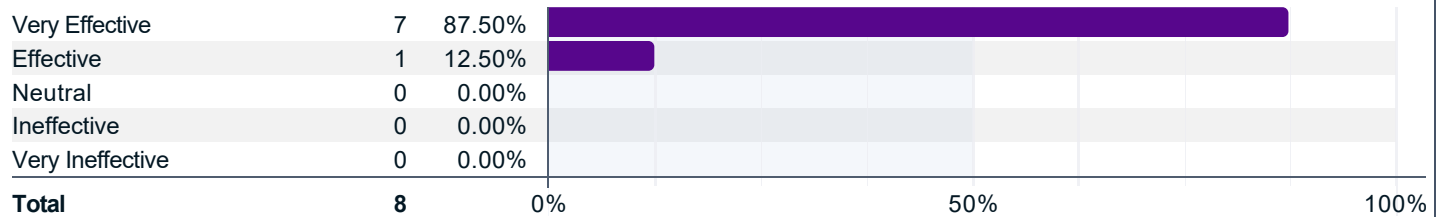
Very Integrated	4	50.00%	
Integrated	1	12.50%	
Neutral	3	37.50%	
Omitted	0	0.00%	
Totally Omitted	0	0.00%	
<b>Total</b>	<b>8</b>	<b>0%</b>	<b>0%</b> <b>50%</b> <b>100%</b>

Statistics	Value
Mean	4.13
Standard Deviation	0.99

On average, how many hours per week did you spend on course-related work outside of class?

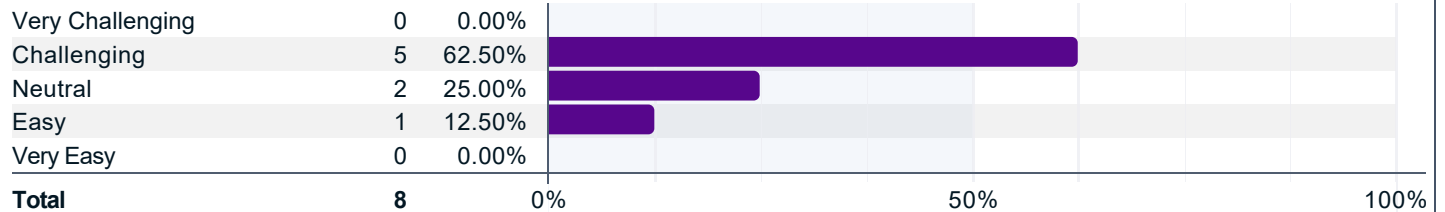


How effective was the course at helping you learn?



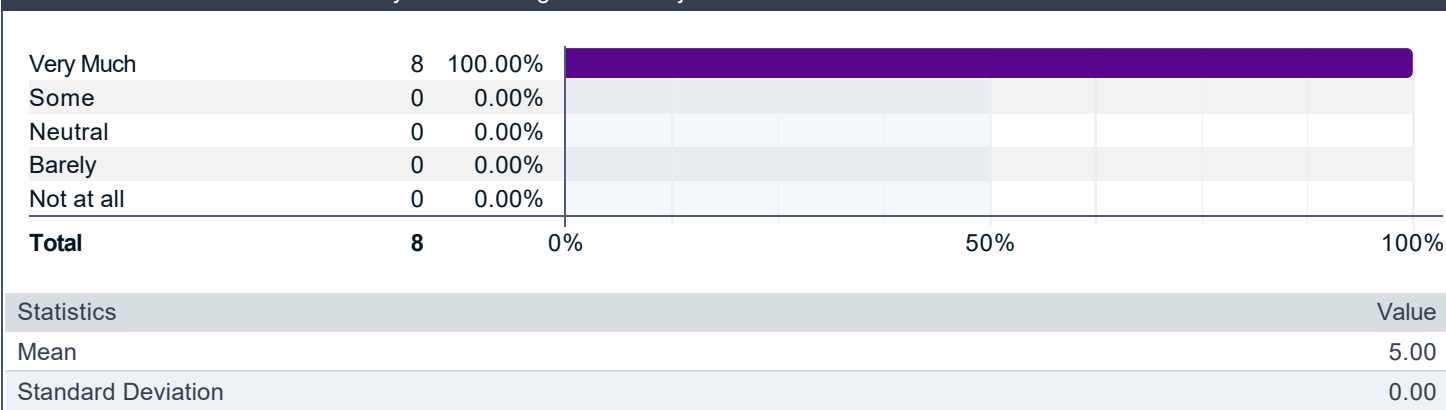
Statistics	Value
Mean	4.88
Standard Deviation	0.35

How challenging was the course?



Statistics	Value
Mean	3.50
Standard Deviation	0.76

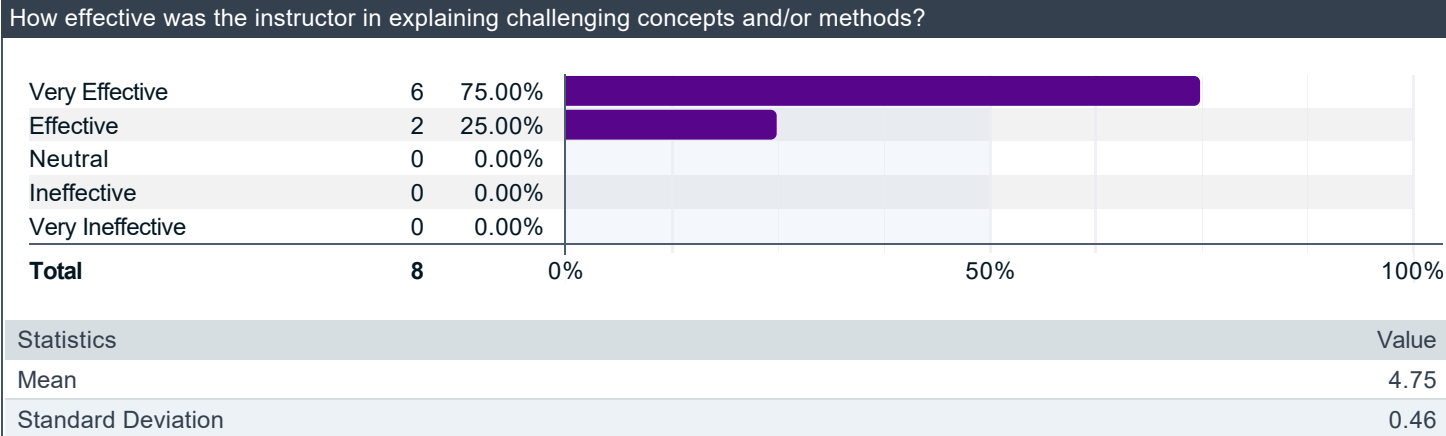
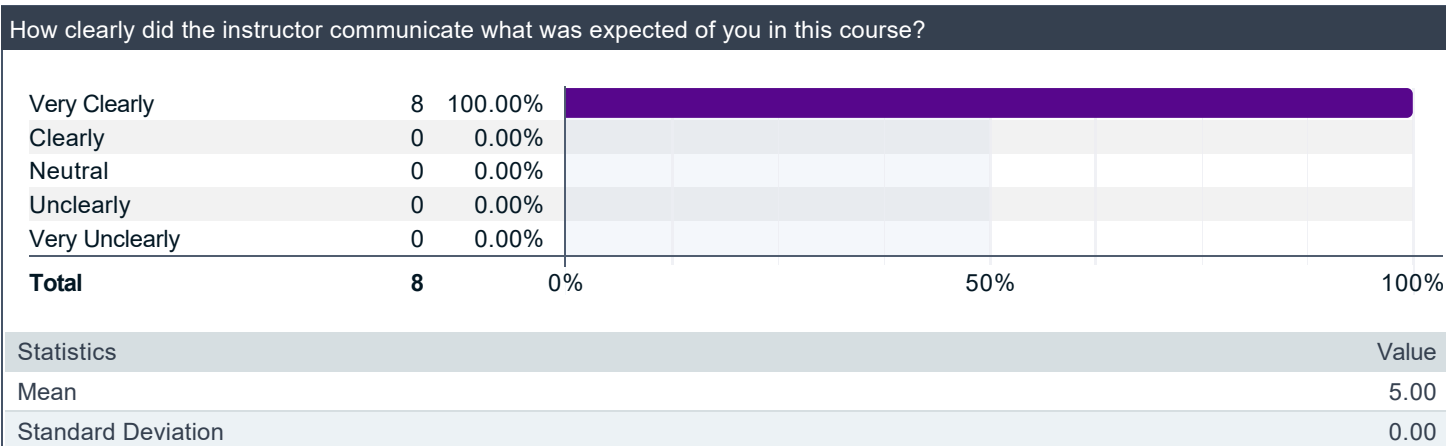
How much did the course increase your knowledge of the subject?



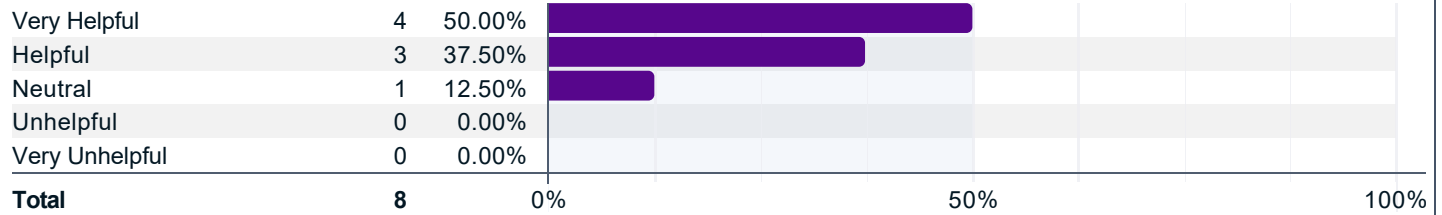
Is there anything else you would like to share about the COURSE?

Comments
The course was well structured and the material was presented very clearly. The course did a great job of introducing material that gradually increased in rigor based on what had already been covered.
Methods of Applied Math covers a broad range of topics that seamlessly blend into any other applied courses they are taking.

Questions about the Instructor

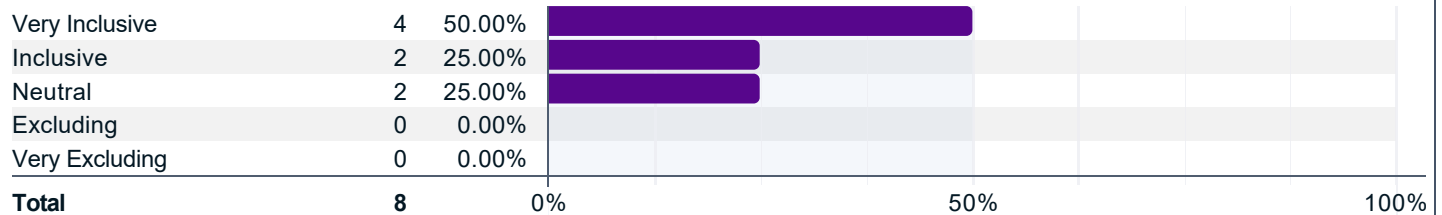


How helpful was the feedback you received in improving your work?



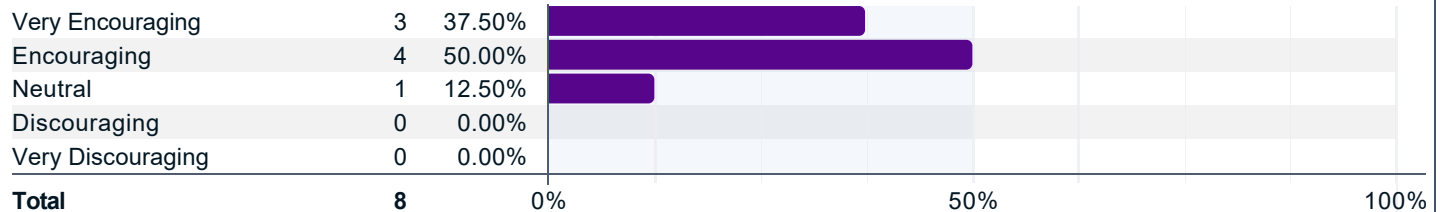
Statistics	Value
Mean	4.38
Standard Deviation	0.74

How inclusive did you find this class environment towards people of diverse backgrounds?



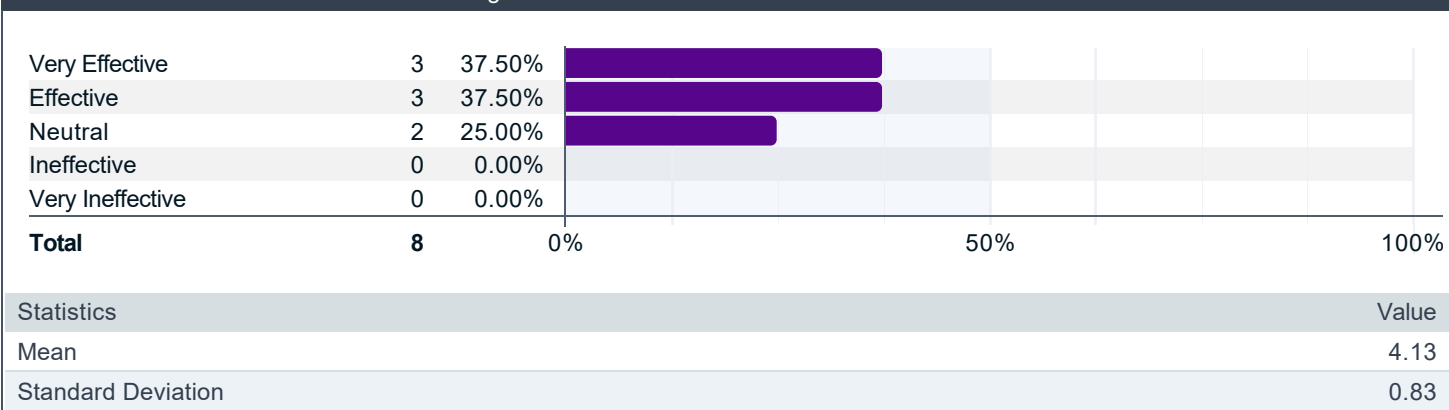
Statistics	Value
Mean	4.25
Standard Deviation	0.89

How encouraging was the instructor of student participation?

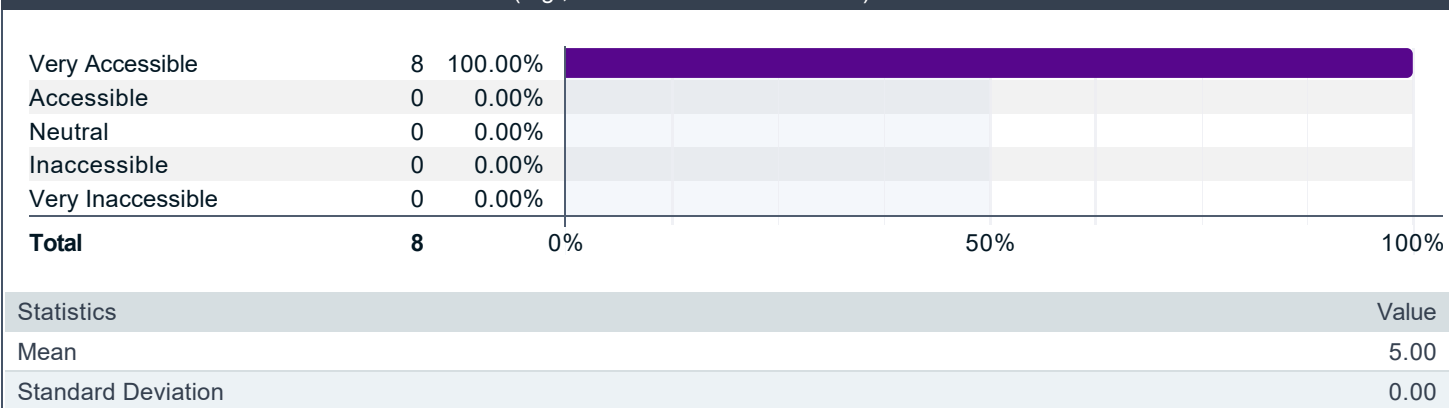


Statistics	Value
Mean	4.25
Standard Deviation	0.71

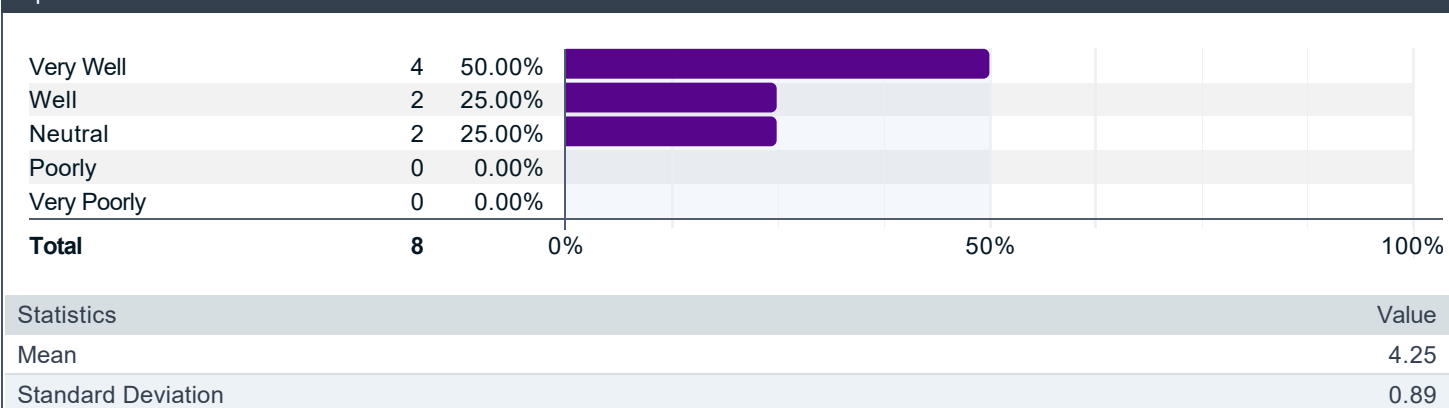
How effective was the instructor at facilitating class discussion?



How accessible was the instructor to students (e.g., via e-mail and office hours)?



How well did the instructor create an environment that promoted the success of students with diverse backgrounds and experiences?



Is there anything else you would like to share with the INSTRUCTOR?

Comments

Professor Buhler was extremely conscientious, knowledgeable, and kind. His passion for the subject was obvious and he did a great job at engaging students with his humor and making the class more enjoyable and accessible, even for students like myself who were total novices in the field. Thanks to him, this class and instructor have been my all-time favorites at Courant. Thank you, Professor!

Oliver Buhler should be commended in his ability to lecture this material. His ability to weave a cohesive narrative through seemingly unrelated material is astonishing. Along with this, he does a fantastic job taking the first 15 minutes of every class to both review the material of the previous lectures while also introducing a new means of understanding it. I have never had a lecture as great as Oliver Buhler.

