

Timeless Virtue


Mohammed and Pangna

Contents

- ❑ Ideation Process
- ❑ Construction Process
- ❑ Thematics
- ❑ Difficulties
- ❑ Improvements

Ideation

- Wanted to create an object with cultural references if it's to be passed on to generations.
- Literature was chosen as the mode of design as it will hopefully remain relevant and recognizable
- Wanted to create calligraphy of sorts



Moodboard



Timeless Virtue

MOHAMMED AND PANGNA




Part 1: Constructing an Arm Wear



1. Fusing Plastics



2. Engraving Our Message



3. Adding Buttons



Our Arm Wear






Part 2: Constructing a Photo Frame

1. Adding Material to our mould



2. Melting and remodeling the mould



Our Photo Frame



Our Final Product



Thematics

- Wanted to create a project that best describes the feeling we wanted the art to preserve and inspire the virtue of kindness
- Kindness towards the environment and people who go are adversely affected by our wasteful lifestyles
- Looked for ways to use waste from previous lab sessions to make the project as sustainable as possible
- Use of color green and blue to represent the flag of Bangladesh and Cambodia respectively
- Designed it as a photograph to match the theme of preservation
- Combination of prototypes to also ensure the preserve the evolution of the project

Difficulties

- Figuring out the type of plastic to use as the alternative for the fabric
- Shaping the frame of the mould with precision
- Creating the bezel of the frame
- Difficulty in using bioplastics as the glass cover
- Cutting out the image of the letters with precision
- Ensuring the color of the mold remained blue and smooth
- Difficulty in creating a plastic that's pyramid shaped





Improvements

- Find ways to implement other plastic heating techniques to our project
- Figure out how to make a pyramid from PET plastics to ensure durability
- Figure out plastic alternatives that may act as a glass for the frame
- Figure out better ways to create the frame with precision while ensuring color consistency

References

1. <https://wp.nyu.edu/abudhabi-plasticfantastic/2021/06/03/origami-coin-purse/>
2. <https://preciousplastic.com/solutions/machines/basic.html>

Thank you!